

Regional labour force – Cairns SA4, Mar 24

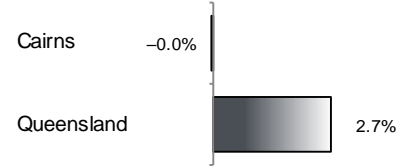
Source: ABS, *Labour force, Australia, detailed*, released 24 April 2024, 11:30 am (AEST)

Table 1 Labour force status, Cairns SA4

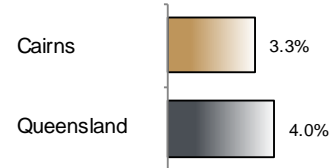
	Year ending			Annual change	
	Mar 23	Feb 24	Mar 24	persons	%
	— persons —			persons	%
Total employed	141,200	140,700	141,200	0	-0.0
Total unemployed	6,500	4,900	4,800	-1,700	-26.5
Total labour force	147,800	145,600	146,000	-1,800	-1.2
Not in the labour force	65,500	72,900	73,000	7,400	11.4
Total persons 15+	213,300	218,500	219,000	5,700	2.7
Participation rate (%)	69.3	66.6	66.7	..	-2.6 (a)
Unemployment rate (%)	4.4	3.4	3.3	..	-1.1 (a)

(a) Percentage point change.

Employment growth, annual



Unemployment rate



Key data

Employment (annual change).....	0.0%
Unemployment rate	3.3%
Unemployment rate (annual change)	↓ 1.1 ppt
Participation rate.....	66.7%

ppt = percentage point

Main findings

Note: Due to the high standard errors associated with regional labour force direct survey estimates, the ABS and QGSO recommend using 12-month averages to reduce the volatility of the underlying original data.

All data in this brief are based on 12-month moving averages of direct survey estimates.

- The number of employed persons in Cairns SA4 in March 2024 was 141,200 persons, unchanged over the year (Figure 1).
- The unemployment rate in Cairns SA4 in March 2024 was 3.3 per cent, a decrease of 1.1 percentage points over the year. The unemployment rate for this area was the third-lowest of all 19 SA4s within Queensland (Figure 2).
- The participation rate in Cairns SA4 in March 2024 was 66.7 per cent, a decrease of 2.6 percentage points over the year (Table 1).

SA4 = Statistical Area Level 4 (ASGS 2016 edition)

Notes (refer to website for more detailed notes):

Data for Queensland as a whole are provided for reference purposes only.

The labour force statistics presented in this brief are on a sample basis and will include a sampling error.

Totals may differ due to rounding. Figures are rounded to nearest 100 persons. Calculations are based on pre-rounded figures.

Figure 1 Annual change in employment, Cairns SA4

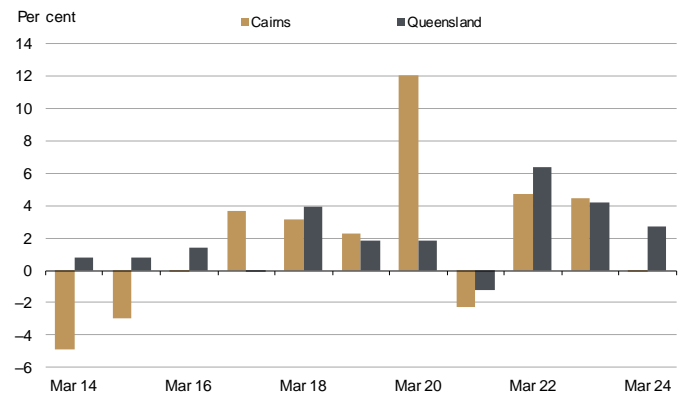


Figure 2 Unemployment rate by SA4, March 2024

