

Regional labour force – Logan - Beaudesert SA4, Mar 24

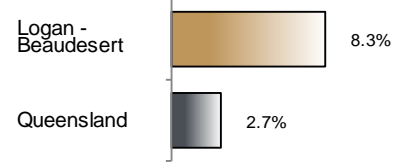
Source: ABS, *Labour force, Australia, detailed*, released 24 April 2024, 11:30 am (AEST)

Table 1 Labour force status, Logan - Beaudesert SA4

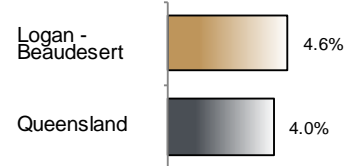
	Year ending			Annual change	
	Mar 23	Feb 24	Mar 24	persons	%
	— persons —				
Total employed	183,900	199,100	199,200	15,300	8.3
Total unemployed	12,700	9,500	9,700	-3,100	-24.0
Total labour force	196,600	208,600	208,900	12,300	6.2
Not in the labour force	100,000	99,800	100,600	600	0.6
Total persons 15+	296,600	308,400	309,500	12,900	4.4
Participation rate (%)	66.3	67.6	67.5	..	1.2 (a)
Unemployment rate (%)	6.5	4.5	4.6	..	-1.8 (a)

(a) Percentage point change.

Employment growth, annual



Unemployment rate



Key data

Employment (annual change)..... ↑ 8.3%
 Unemployment rate 4.6%
 Unemployment rate (annual change) ↓ 1.8 ppt
 Participation rate..... 67.5%

ppt = percentage point

Main findings

Note: Due to the high standard errors associated with regional labour force direct survey estimates, the ABS and QGSO recommend using 12-month averages to reduce the volatility of the underlying original data.

All data in this brief are based on 12-month moving averages of direct survey estimates.

- The number of employed persons in Logan - Beaudesert SA4 in March 2024 was 199,200 persons, an increase of 15,300 employed persons, or 8.3% over the year (Figure 1).
- The unemployment rate in Logan - Beaudesert SA4 in March 2024 was 4.6 per cent, a decrease of 1.8 percentage points over the year. The unemployment rate for this area was the fifth-highest of all 19 SA4s within Queensland (Figure 2).
- The participation rate in Logan - Beaudesert SA4 in March 2024 was 67.5 per cent, an increase of 1.2 percentage points over the year (Table 1).

SA4 = Statistical Area Level 4 (ASGS 2016 edition)

Notes (refer to website for more detailed notes):

Data for Queensland as a whole are provided for reference purposes only.

The labour force statistics presented in this brief are on a sample basis and will include a sampling error.

Totals may differ due to rounding. Figures are rounded to nearest 100 persons. Calculations are based on pre-rounded figures.

Figure 1 Annual change in employment, Logan - Beaudesert SA4

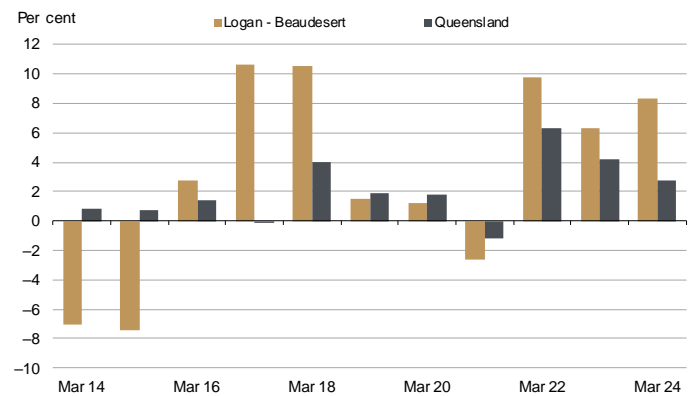


Figure 2 Unemployment rate by SA4, March 2024

