

# Regional labour force – Mackay - Isaac - Whitsunday SA4, Mar 24

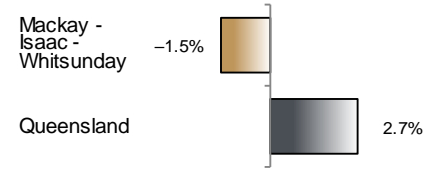
Source: ABS, *Labour force, Australia, detailed*, released 24 April 2024, 11:30 am (AEST)

**Table 1 Labour force status, Mackay - Isaac - Whitsunday SA4**

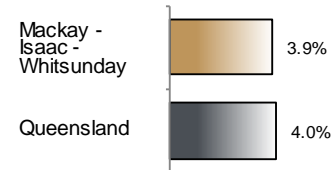
	Year ending			Annual change	
	Mar 23	Feb 24	Mar 24	persons	%
	— persons —			persons	%
Total employed	106,200	104,500	104,600	-1,600	-1.5
Total unemployed	2,800	4,100	4,300	1,400	50.4
Total labour force	109,100	108,600	108,900	-200	-0.2
Not in the labour force	41,600	45,900	45,900	4,300	10.3
Total persons 15+	150,700	154,500	154,800	4,100	2.7
Participation rate (%)	72.4	70.3	70.3	..	-2.0 (a)
Unemployment rate (%)	2.6	3.8	3.9	..	1.3 (a)

(a) Percentage point change.

**Employment growth, annual**



**Unemployment rate**



## Key data

Employment (annual change)..... ↓ 1.5%  
 Unemployment rate ..... 3.9%  
 Unemployment rate (annual change) ..... ↑ 1.3 ppt  
 Participation rate..... 70.3%

ppt = percentage point

## Main findings

Note: Due to the high standard errors associated with regional labour force direct survey estimates, the ABS and QGSO recommend using 12-month averages to reduce the volatility of the underlying original data.

All data in this brief are based on 12-month moving averages of direct survey estimates.

- The number of employed persons in Mackay - Isaac - Whitsunday SA4 in March 2024 was 104,600 persons, a decrease of 1,600 employed persons, or 1.5% over the year (Figure 1).
- The unemployment rate in Mackay - Isaac - Whitsunday SA4 in March 2024 was 3.9 per cent, an increase of 1.3 percentage points over the year. The unemployment rate for this area was the ninth-lowest of all 19 SA4s within Queensland (Figure 2).
- The participation rate in Mackay - Isaac - Whitsunday SA4 in March 2024 was 70.3 per cent, a decrease of 2.0 percentage points over the year (Table 1).

SA4 = Statistical Area Level 4 (ASGS 2016 edition)

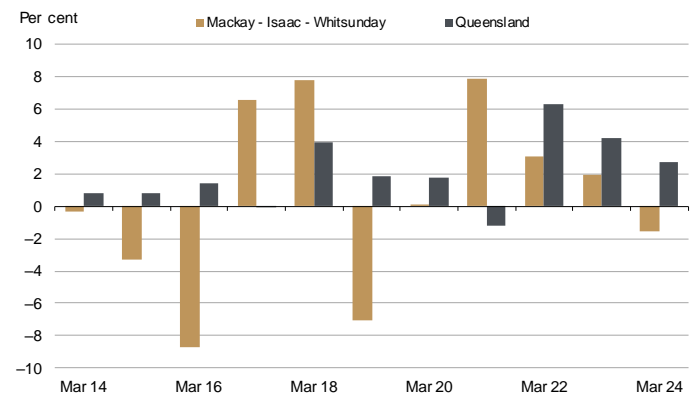
Notes (refer to website for more detailed notes):

Data for Queensland as a whole are provided for reference purposes only.

The labour force statistics presented in this brief are on a sample basis and will include a sampling error.

Totals may differ due to rounding. Figures are rounded to nearest 100 persons. Calculations are based on pre-rounded figures.

**Figure 1 Annual change in employment, Mackay - Isaac - Whitsunday SA4**



**Figure 2 Unemployment rate by SA4, March 2024**

