

# Regional labour force – Queensland - Outback SA4, Mar 24

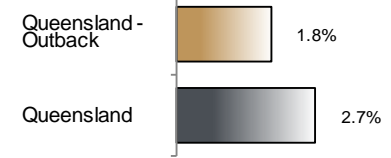
Source: ABS, *Labour force, Australia, detailed*, released 24 April 2024, 11:30 am (AEST)

**Table 1 Labour force status, Queensland - Outback SA4**

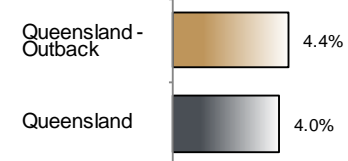
	Year ending			Annual change	
	Mar 23	Feb 24	Mar 24	persons	%
	— persons —			persons	%
Total employed	40,800	41,600	41,500	700	1.8
Total unemployed	1,800	1,600	1,900	100	3.8
Total labour force	42,600	43,300	43,500	800	1.9
Not in the labour force	20,900	21,000	20,900	0	-0.2
Total persons 15+	63,600	64,300	64,400	800	1.2
Participation rate (%)	67.1	67.3	67.5	..	0.5 (a)
Unemployment rate (%)	4.3	3.8	4.4	..	0.1 (a)

(a) Percentage point change.

**Employment growth, annual**



**Unemployment rate**



## Key data

Employment (annual change)..... ↑ 1.8%  
 Unemployment rate ..... 4.4%  
 Unemployment rate (annual change) ..... ↑ 0.1 ppt  
 Participation rate..... 67.5%

ppt = percentage point

## Main findings

Note: Due to the high standard errors associated with regional labour force direct survey estimates, the ABS and QGSO recommend using 12-month averages to reduce the volatility of the underlying original data.

All data in this brief are based on 12-month moving averages of direct survey estimates.

- The number of employed persons in Queensland - Outback SA4 in March 2024 was 41,500 persons, an increase of 700 employed persons, or 1.8% over the year (Figure 1).
- The unemployment rate in Queensland - Outback SA4 in March 2024 was 4.4 per cent, an increase of 0.1 percentage point over the year. The unemployment rate for this area was the sixth-highest of all 19 SA4s within Queensland (Figure 2).
- The participation rate in Queensland - Outback SA4 in March 2024 was 67.5 per cent, an increase of 0.5 percentage point over the year (Table 1).

SA4 = Statistical Area Level 4 (ASGS 2016 edition)

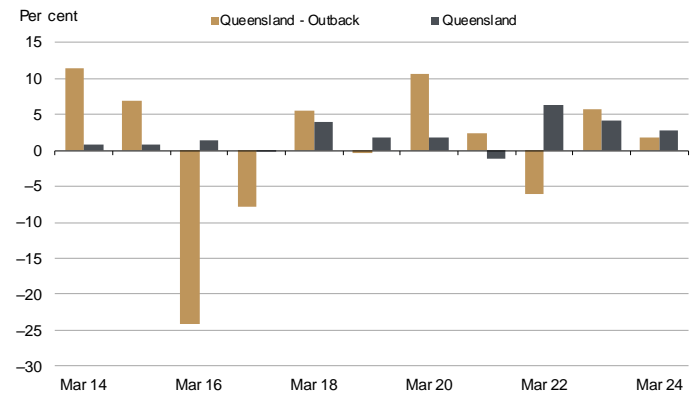
Notes (refer to website for more detailed notes):

Data for Queensland as a whole are provided for reference purposes only.

The labour force statistics presented in this brief are on a sample basis and will include a sampling error.

Totals may differ due to rounding. Figures are rounded to nearest 100 persons. Calculations are based on pre-rounded figures.

**Figure 1 Annual change in employment, Queensland - Outback SA4**



**Figure 2 Unemployment rate by SA4, March 2024**

