

# Regional labour force – Wide Bay SA4, Mar 24

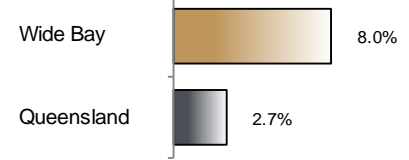
Source: ABS, *Labour force, Australia, detailed*, released 24 April 2024, 11:30 am (AEST)

**Table 1 Labour force status, Wide Bay SA4**

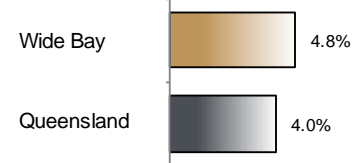
	Year ending			Annual change	
	Mar 23	Feb 24	Mar 24	persons	%
	— persons —				
Total employed	129,200	138,200	139,600	10,300	8.0
Total unemployed	7,100	7,500	7,000	-100	-0.8
Total labour force	136,300	145,700	146,600	10,300	7.5
Not in the labour force	132,200	130,700	130,500	-1,700	-1.3
Total persons 15+	268,600	276,400	277,100	8,500	3.2
Participation rate (%)	50.8	52.7	52.9	..	2.1 (a)
Unemployment rate (%)	5.2	5.2	4.8	..	-0.4 (a)

(a) Percentage point change.

**Employment growth, annual**



**Unemployment rate**



## Key data

Employment (annual change)..... ↑ 8.0%  
 Unemployment rate ..... 4.8%  
 Unemployment rate (annual change) ..... ↓ 0.4 ppt  
 Participation rate..... 52.9%

ppt = percentage point

## Main findings

Note: Due to the high standard errors associated with regional labour force direct survey estimates, the ABS and QGSO recommend using 12-month averages to reduce the volatility of the underlying original data.

All data in this brief are based on 12-month moving averages of direct survey estimates.

- The number of employed persons in Wide Bay SA4 in March 2024 was 139,600 persons, an increase of 10,300 employed persons, or 8.0% over the year (Figure 1).
- The unemployment rate in Wide Bay SA4 in March 2024 was 4.8 per cent, a decrease of 0.4 percentage point over the year. The unemployment rate for this area was the second-highest of all 19 SA4s within Queensland (Figure 2).
- The participation rate in Wide Bay SA4 in March 2024 was 52.9 per cent, an increase of 2.1 percentage points over the year (Table 1).

SA4 = Statistical Area Level 4 (ASGS 2016 edition)

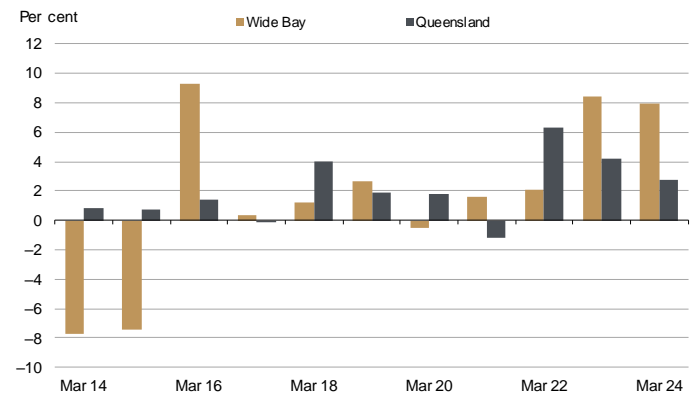
Notes (refer to website for more detailed notes):

Data for Queensland as a whole are provided for reference purposes only.

The labour force statistics presented in this brief are on a sample basis and will include a sampling error.

Totals may differ due to rounding. Figures are rounded to nearest 100 persons. Calculations are based on pre-rounded figures.

**Figure 1 Annual change in employment, Wide Bay SA4**



**Figure 2 Unemployment rate by SA4, March 2024**

