

Marriages and divorces, Queensland 2022

Source: ABS, *Marriages and divorces, Australia*, released 1 December 2023, 10:30 am AEST

Key data

Registered marriages, 2022 (annual change):

Queensland ↑ 15.7%
Australia ↑ 42.6%

Registered divorces, 2022 (annual change):

Queensland ↓ 15.3%
Australia ↓ 12.5%

Main findings

Marriages

- In 2022, there were 25,014 marriages registered in Queensland, an increase of 3,387 (15.7%) from 2021 (Figure 1). The number of marriages registered in Australia increased by 42.6% in 2022 to 127,161 marriages.
- The crude marriage rate in Queensland in 2022 was 5.9 marriages per 1,000 persons, which was 1.4 per 1,000 persons lower than the figure recorded in 2012 (Figure 2). The crude marriage rate in Australia in 2022 was 6.1 marriages per 1,000 persons.

Divorces

- In 2022, there were 11,410 divorces granted in Queensland, a decrease of 2,065 (15.3%) from 2021 (Figure 1). The number of divorces granted in Australia decreased by 12.5% in 2022 to 49,241 divorces.
- The crude divorce rate in Queensland in 2022 was 2.7 divorces per 1,000 persons, which was 0.5 per 1,000 persons lower than the figure recorded in 2012 (Figure 3). The crude divorce rate in Australia in 2022 was 2.4 divorces per 1,000 persons.

Figure 1 Registered marriages and divorces, Queensland

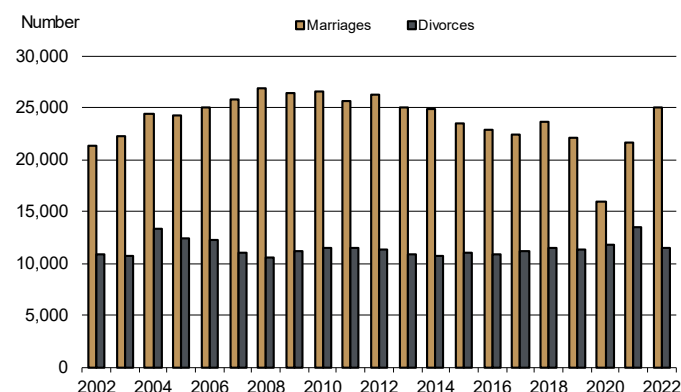


Figure 2 Crude marriage rate

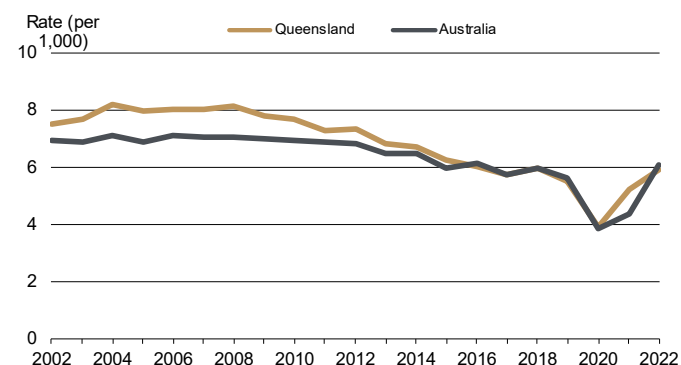
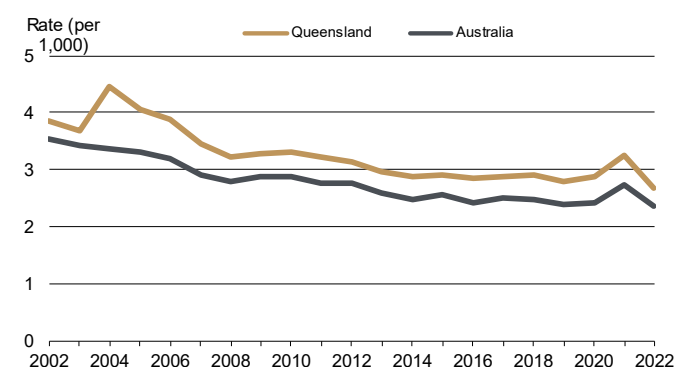


Figure 3 Crude divorce rate



Note: Crude rates reflect the number of marriages registered, or divorces granted, during the year per 1,000 of estimated resident population (16 years and older), as at 30 June for the same year. This differs to previous publications where crude rates included all ages. Rates should not be compared with those published in previous years.