

**Main Features**

**Preliminary estimated resident population at 30 September 2007:**

Queensland	4,201,058
Percentage share of Australia	19.9%
Australia	21,097,148

**Population growth (12 months to 30 September 2007):**

Queensland	2.2%
Australia	1.5%

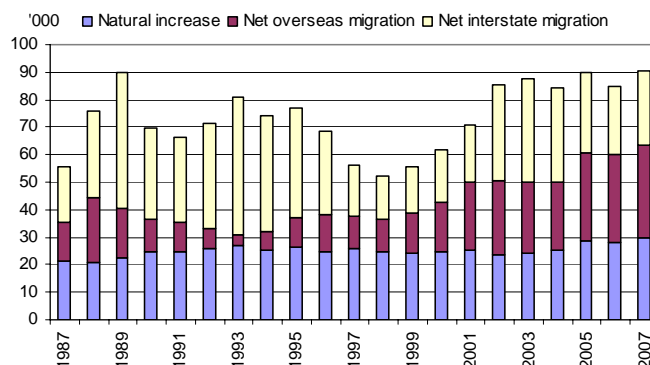
**Queensland components of population increase:**

	12 mths to Sep 2007	% of growth
Natural increase	29,955	33.0
Net interstate migration	26,985	29.8
Net overseas migration	33,696	37.2
Total	90,636	100.0

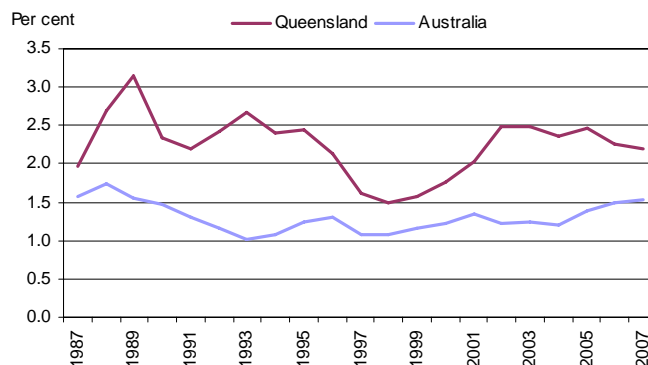
**Commentary**

- Queensland's preliminary estimated resident population at 30 September 2007 was 4,201,058 persons, representing 19.9% of the Australian population. Queensland's population increased by 90,636 persons over the 12 months to 30 September 2007, compared with an increase of 90,450 persons in the previous 12-month period.
- Over the year to 30 September 2007, Queensland's population increased by 2.2% (compared with the Australian population growth rate of 1.5%). The Queensland population growth rate is the same as that recorded in the 12 months to 30 June 2007 (2.2%),
- Net overseas migration made the largest contribution to population growth in Queensland in the 12 months to 30 September 2007 (37.2%), followed by natural increase (33.0%) and net overseas migration (29.8%).
- Net overseas migration to Queensland was 33,696 persons in the year ending 30 September 2007, up 5.3% on the 32,009 persons in the previous year.
- Natural increase (births minus deaths) for Queensland was 29,955 persons in the year ending 30 September 2007, up 6.1% on the figure of 28,237 in the year ending 30 September 2006.
- The level of net interstate migration to Queensland continues to be the highest of all Australian states and territories. In the 12 months to 30 September 2007 net interstate migration to Queensland was 26,985 persons compared with 24,852 persons a year earlier.

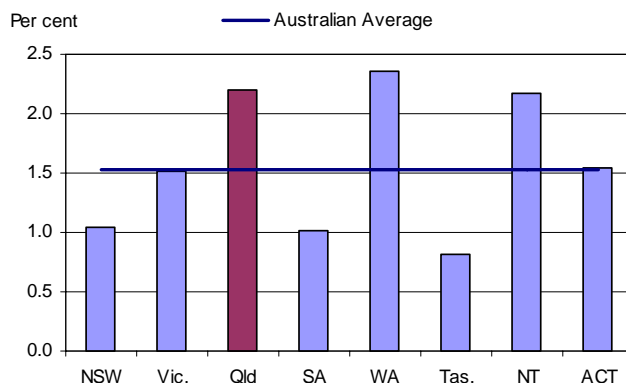
**Figure 1: Components of population increase, Queensland, year ending 30 September**



**Figure 2: Population annual growth rate, Queensland and Australia, year ending 30 September**



**Figure 3: Population growth rate, Australia and states and territories, year ending 30 September 2007**



Note: Differences between total growth and the sum of the components of change in the 12-month periods to 30 September 2007 and September 2006 are due to intercensal error incorporated in data to 30 June 2006.