

Main Features

Preliminary estimated resident population at 30 June 2010:

Queensland	4,516,361
Australia	22,342,398
Qld share of national population	20.2%

Population growth (12 months to 30 Jun 2010):

Queensland	2.0%
Australia	1.7%
Qld share of national growth	23.6%

Queensland components of population increase:

	12 mths to 30 Jun 2010	% of growth
Natural increase	39,811	44.7
Net overseas migration	39,696	44.6
Net interstate migration	9,576	10.7
Total	89,083	100.0

Commentary

- Figures quoted in this brief are preliminary and subject to revision. As such, comparisons between time periods should be treated with caution.
- Queensland's preliminary estimated resident population at 30 June 2010 was 4,516,361 persons, 20.2% of the Australian population.
- Queensland's population increased by 89,083 persons over the 12 months to 30 June 2010 (down from 97,068 persons in the year to March 2010 and 118,708 persons in the year to June 2009) (Figure 1). This decline in population growth was also evident at the national level. The latest population growth rate in Queensland (2.0%) was the second-highest of all states and territories, and higher than for Australia (1.7%) (Figure 2).
- Natural increase made the largest contribution to population growth in Queensland in the 12 months to 30 June 2010 (44.7%), followed by net overseas migration (44.6%) and net interstate migration contributed (10.7%). This is the first time since the 12 month period to September 2004 that natural increase has contributed more to population growth than net overseas migration (Figure 3).
- Natural increase (births minus deaths) in the year ending 30 June 2010 was 39,811 persons, an increase from the 38,436 persons recorded during the 12 months to 30 June 2009.
- In the 12 months to 30 June 2010, net overseas migration to Queensland was 39,696 persons.

This was a decline from the level recorded during the 12-month period to 31 March 2010 (44,833), and significantly below the 61,884 figure from the 12-month period to 30 June 2009.

- Net interstate migration to Queensland was 9,576 persons over the 12 months to 30 June 2010, the lowest 12-monthly figure recorded since the inception of the current interstate series in 1986*.

Figure 1: Annual population change, Queensland

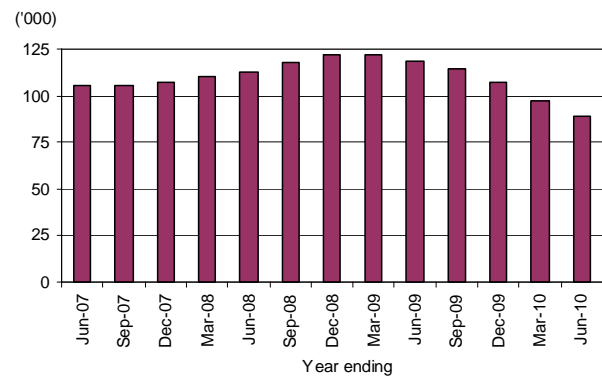


Figure 2: Population growth rate, Australia and states and territories, year ending 30 June 2010

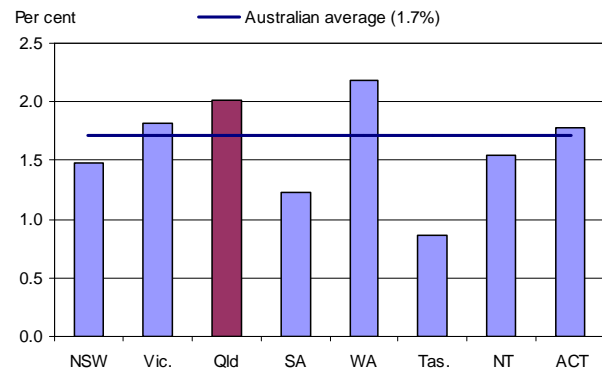
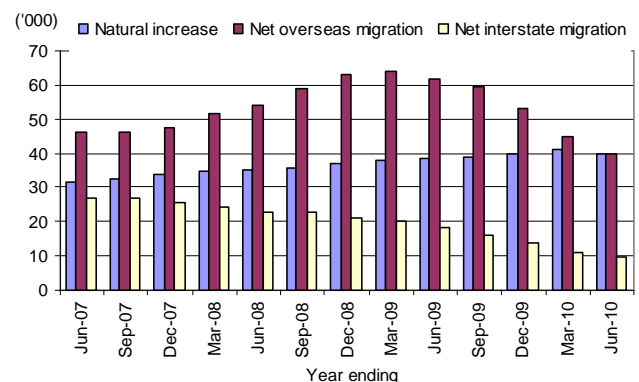


Figure 3: Annual population increase by component of growth, Queensland



* Data prior to 1986 can not be directly compared with data since 1986 due to a methodological break in the series.