

**Main Features**

**Preliminary\* estimated resident population at 31 March 2011:**

Queensland	4,561,711
Australia	22,546,321
<i>Qld share of national population</i>	<i>20.2%</i>

**Population growth (12 months to 31 March 2011):**

Queensland	1.6%
Australia	1.4%
<i>Qld share of national growth</i>	<i>23.4%</i>

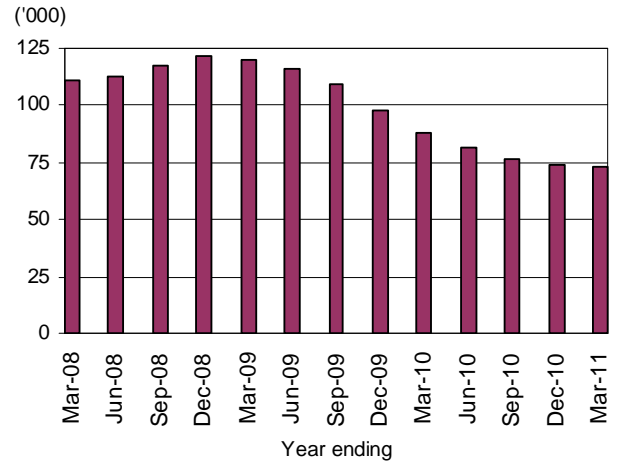
**Queensland components of population increase:**

	12 mths to 31 Mar 2011	% of growth
Natural increase	35,065	47.9
Net overseas migration	30,714	42.0
Net interstate migration	7,391	10.1
Total	73,170	100.0

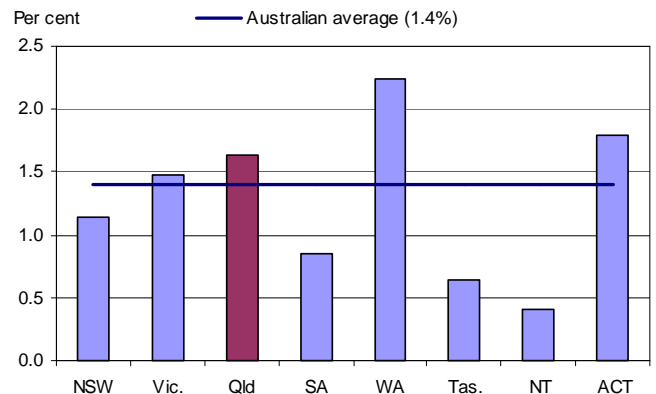
**Commentary**

- Queensland's preliminary estimated resident population at 31 March 2011 was 4,561,711 persons, 20.2% of the Australian population.
- Queensland's population increased by 73,170 persons over the 12 months to 31 March 2011 (Figure 1). This moderation in population growth was also evident at the national level. Queensland (1.6%) recorded the third highest rate of population growth of all states and territories, and higher than for Australia (1.4%) (Figure 2).
- Natural increase made the largest contribution to population growth in Queensland in the 12 months to 31 March 2011 (47.9%), followed by net overseas migration (42.0%) and net interstate migration (10.1%).
- Natural increase (births minus deaths) in the year ending 31 March 2011 was 35,065 persons, a decrease from the 36,657 persons recorded during the 12 months to 31 March 2010 (Figure 3).
- In the 12 months to 31 March 2011, net overseas migration to Queensland was 30,714 persons. This was slightly lower than the level recorded during the 12-month period to 31 December 2010 (31,595), and significantly below the 40,712 figure in the 12-month period to 31 March 2010.
- Net interstate migration to Queensland was 7,391 persons over the 12 months to 31 March 2011.

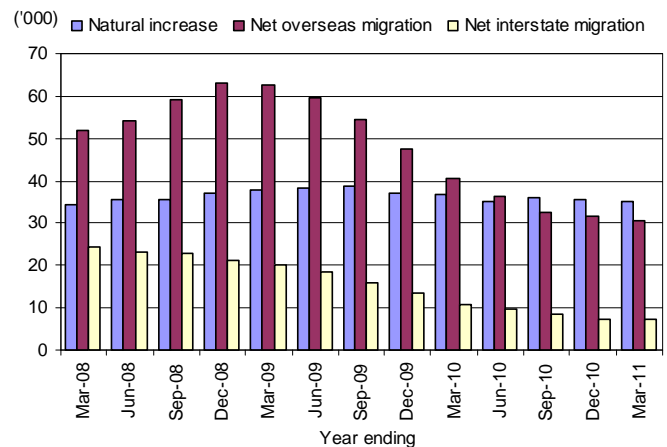
**Figure 1: Annual population change, Queensland**



**Figure 2: Population growth rate, Australia and states and territories, year ending 31 March 2011**



**Figure 3: Annual population increase by component of growth, Queensland**



\* Figures quoted in this brief are preliminary and subject to revision. As such, movements over recent quarters, in particular for net overseas migration, should be treated with caution.