

**Main Features**

**Preliminary\* estimated resident population at 30 September 2011:**

Queensland	4,599,362
Australia	22,695,975
<i>Qld share of national population</i>	<i>20.3%</i>

**Population growth (12 months to 30 September 2011):**

Queensland	1.7%
Australia	1.4%
<i>Qld share of national growth</i>	<i>23.6%</i>

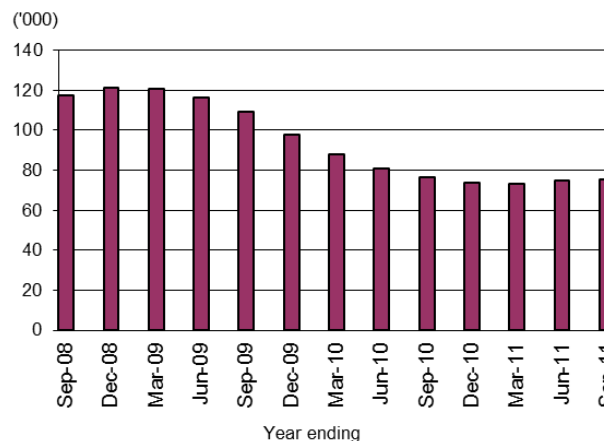
**Queensland components of population increase:**

	12 months to 30 September 2011	% of growth
Natural increase	35,375	46.8
Net overseas migration	32,008	42.4
Net interstate migration	8,127	10.8
Total	75,510	100.0

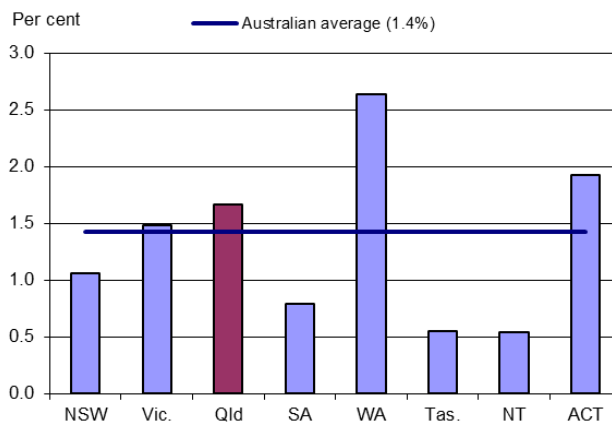
**Commentary**

- Queensland's preliminary estimated resident population at 30 September 2011 was 4,599,362 persons (20.3% of the Australian population).
- Queensland's population increased by 75,510 persons over the 12 months to 30 September 2011 (Figure 1), slightly more than the 74,849 increase in the 12 months to 30 June 2011. Queensland (1.7%) recorded the third-highest population growth rate of all jurisdictions, and a higher rate than the nation (1.4%) (Figure 2).
- Natural increase made the largest contribution to population growth in Queensland in the 12 months to 30 September 2011 (46.8%), followed by net overseas migration (42.4%) and net interstate migration (10.8%).
- Natural increase (births minus deaths) in the year ending 30 September 2011 was 35,375 persons, a decrease from the 36,433 persons recorded during the 12 months to 30 June 2011 (Figure 3).
- In the 12 months to 30 September 2011, net overseas migration to Queensland was 32,008 persons. This was slightly higher than the level recorded during the 12-month period to 30 June 2011 (31,266), but below the 32,233 figure in the 12-month period to 30 September 2010.
- Net interstate migration contributed 8,127 persons to population growth in Queensland over the 12 months to 30 September 2011, an increase from the 7,150 persons recorded during the 12 months to 30 June 2011.

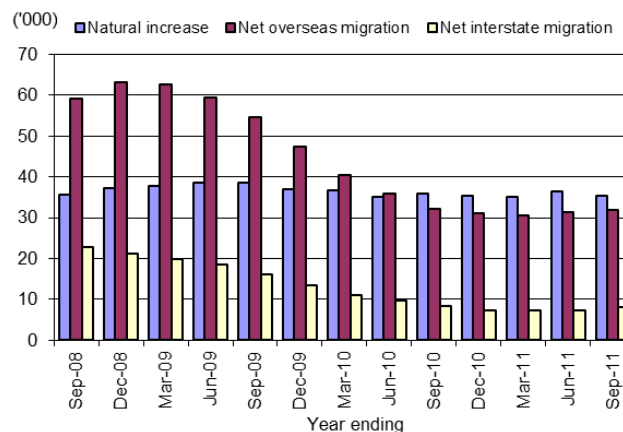
**Figure 1: Annual population change, Queensland**



**Figure 2: Population growth rate, Australia and states and territories, year ending 30 September 2011**



**Figure 3: Annual population increase by component of growth, Queensland**



\* Figures quoted in this brief are preliminary and subject to revision. Therefore, movements over recent quarters, in particular for net overseas migration and natural increase, should be treated with caution.