



Population growth: Queensland

December quarter 2011

Source: ABS 3101.0, released 20 June 2012, 11.30 am AEST

Key data

Preliminary estimated resident population at 31 December 2011:

Queensland.....	4,513,009
Australia	22,485,340
Qld share of national population	20.1%

Population growth (12 months to 31 December 2011):

Queensland.....	1.5%
Australia	1.4%
Qld share of national growth	22.0%

Main findings

- Queensland’s preliminary estimated resident population at 31 December 2011 was 4,513,009 persons (20.1% of the Australian population).
- Queensland’s population increased by 66,493 persons over the 12 months to 31 December 2011 (Figure 1), 9,632 more than the 56,861 increase recorded in the 12 months to 30 September 2011.
- Queensland (1.5%) recorded the third-highest population growth rate of all jurisdictions, and a higher rate than the nation (1.4%) in the 12 months to 31 December 2011 (Figure 2).

While it is important to note that the components of population change, as published by the ABS in this release, will not be consistent with the change in total estimated resident population over the intercensal period, the ABS report that:

- Natural increase in the year ending 31 December 2011 was 35,791 persons, a slight increase from the 35,397 persons recorded during the 12 months to 30 September 2011 (Figure 3).
- In the 12 months to 31 December 2011, net overseas migration to Queensland was 33,550 persons. This was higher than the level recorded during the 12 month period to 30 September 2011 (32,008).
- Net interstate migration comprised 9,608 persons of population change in Queensland over the 12 months to 31 December 2011, an increase from the 8,127 persons recorded during the 12 months to 30 September 2011.

Queensland components of population increase[#]

	12 months to 31 Dec 2011
Natural increase	35,791
Net overseas migration	33,550
Net interstate migration	9,608

Figure 1: Annual population increase, Queensland*

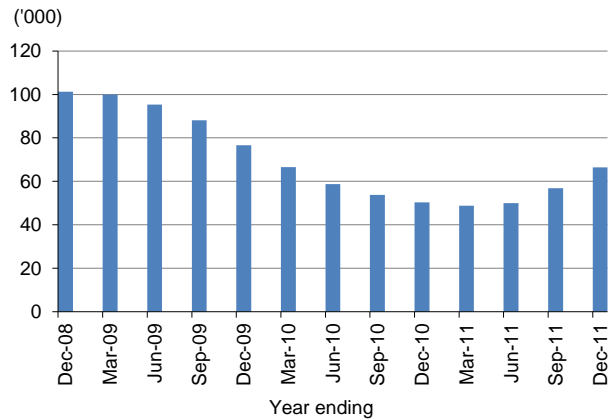


Figure 2: Population growth rate, Australia and states and territories, year ending 31 December 2011

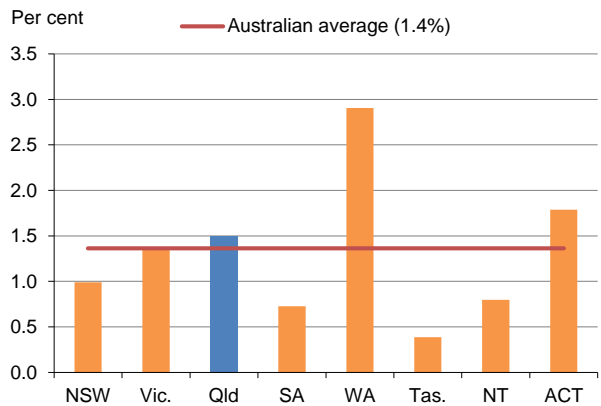
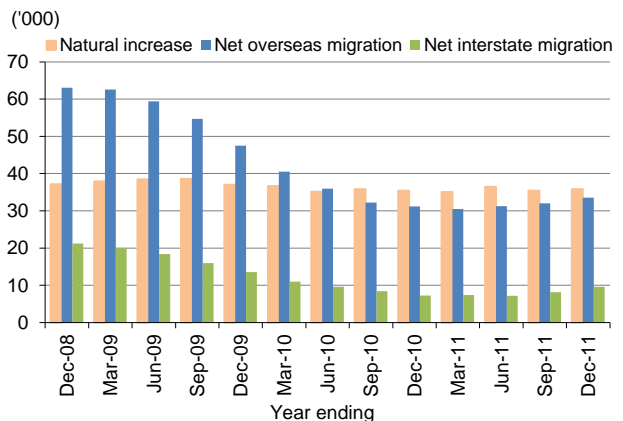


Figure 3: Annual population increase by component of growth, Queensland[#]



* Figures quoted in this brief are preliminary rebased using the 2011 Census results and subject to revision. Further information on rebased estimates is available in the OESR brief: *Population: Rebased estimates, Queensland 2007 to 2011*.

[#] Components of population growth were not rebased according to census results. As such, quarterly components of change aggregated over the four quarters do not sum to the annual population change derived from total ERPs.

