



Key data

Preliminary estimated resident population (ERP) at 31 March 2012:

Queensland.....	4,537,721
Australia	22,596,482
Qld share of national population	20.1%

Population growth (12 months to 31 March 2012):

Queensland.....	1.7%
Australia	1.5%
Qld share of national growth	23.1%

Main findings

- Queensland's preliminary ERP at 31 March 2012 was 4,537,721 persons (20.1% of the Australian population).
- Queensland's population increased by 76,392 persons over the 12 months to 31 March 2012 (Figure 1), 9,899 more than the 66,493 increase recorded in the 12 months to 31 December 2011.
- Queensland (1.7%) recorded the third-highest population growth rate of all jurisdictions and a higher rate than the nation (1.5%) in the 12 months to 31 March 2012 (Figure 2).

While it is important to note that the components of population change, as published by the Australian Bureau of Statistics (ABS) in this release, will not be consistent with the change in total ERP over the 12 months to 31 March, the ABS report that:

- Natural increase in the year ending 31 March 2012 was 34,380 persons, a slight decrease from the 35,791 persons recorded during the 12 months to 31 December 2011 (Figure 3).
- In the 12 months to 31 March 2012, net overseas migration to Queensland was 37,074 persons. This was higher than the level recorded during the 12 month period to 31 December 2011 (33,550).
- Net interstate migration comprised 11,183 persons of population change in Queensland over the 12 months to 31 March 2012, an increase from the 9,608 persons recorded during the 12 months to 31 December 2011.

Queensland components of population increase[#]

	12 months to 31 March 2012
Natural increase	34,380
Net overseas migration	37,074
Net interstate migration	11,183

Figure 1: Annual population increase, Queensland*

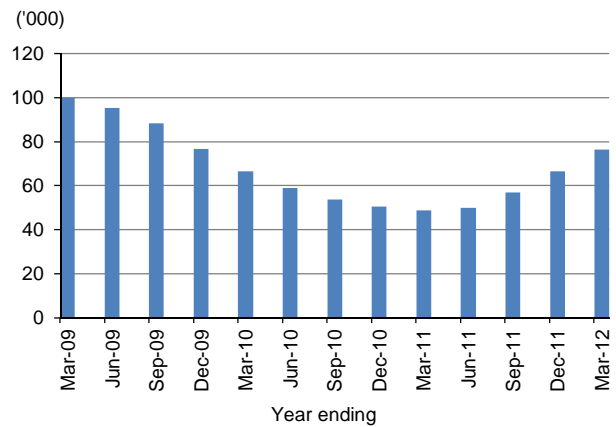


Figure 2: Population growth rate, Australia and states and territories, year ending 31 March 2012

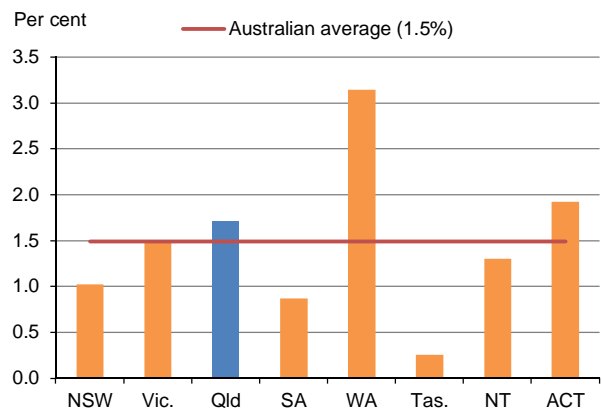
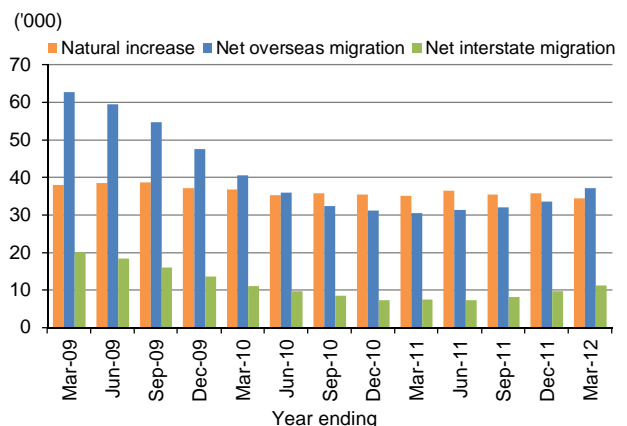


Figure 3: Annual population increase by components of growth, Queensland[#]



* ERP figures quoted in this brief up to the June 2011 quarter are preliminary rebased using the 2011 Census results and subject to revision. Further information on rebased estimates is available in the Queensland treasury and Trade brief: *Population: Rebased estimates, Queensland 2007 to 2011*. ERP figures from the September 2011 quarter are preliminary.

[#] Components of population growth were not rebased according to Census results. As such, quarterly components of change aggregated over the four quarters do not sum to the annual population change derived from total ERPs.