

Population growth: Queensland

June quarter 2012

Source: ABS 3101.0, released 18 December 2012, 10.30 am AEST

Key Data

Preliminary estimated resident population (ERP) at 30 June 2012:

Queensland.....	4,560,059
Australia	22,683,573
Qld share of national population	20.1%

Population growth (12 months to 30 June 2012):

Queensland.....	1.9%
Australia	1.6%
Qld share of national growth	23.9%

Main findings

- Queensland's preliminary ERP at 30 June 2012 was 4,560,059 persons (20.1% of the Australian population).
- Queensland's population increased by 85,961 persons over the 12 months to 30 June 2012 (Figure 1), 9,569 more than the 76,392 increase recorded in the 12 months to 31 March 2012.
- Queensland (1.9%) recorded the second-highest population growth rate of all jurisdictions and a higher rate than the nation (1.6%) in the 12 months to 30 June 2012 (Figure 2).
- Net overseas migration made the largest contribution to population growth in Queensland in the 12 months to 30 June 2012 (47.1%) followed by natural increase (39.2%) and net interstate migration (13.7%).
- Natural increase in the year ending 30 June 2012 was 33,693 persons, a slight decrease from the 34,380 persons recorded during the 12 months to 31 March 2012 (Figure 3).
- In the 12 months to 30 June 2012, net overseas migration to Queensland was 40,472 persons. This was higher than the level recorded during the 12 month period to 31 March 2012 (37,074).
- Net interstate migration comprised 11,796 persons of population change in Queensland over the 12 months to 30 June 2012, an increase from the 11,183 persons recorded during the 12 months to 31 March 2012.

Queensland components of population increase

	12 months to 30 June 2012	% of growth
Natural increase	33,693	39.2
Net overseas migration	40,472	47.1
Net interstate migration	11,796	13.7
Total	85,961	100.0

Figure 1: Annual population increase, Queensland*

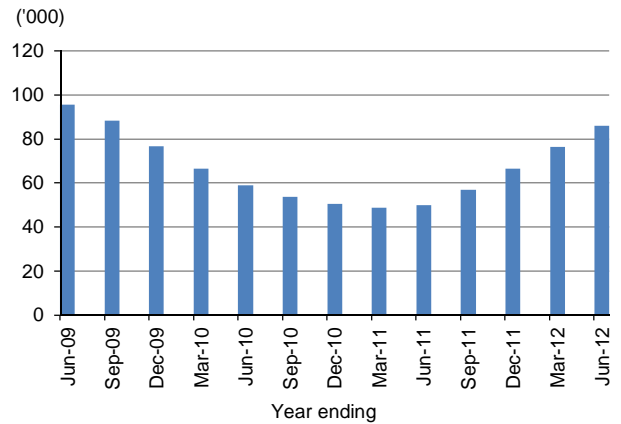


Figure 2: Population growth rate, Australia and states and territories, year ending 30 June 2012

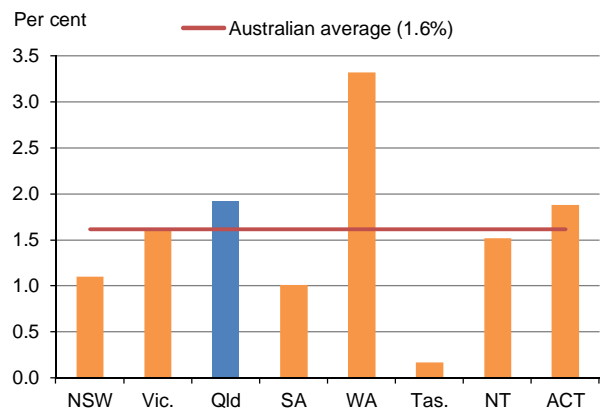
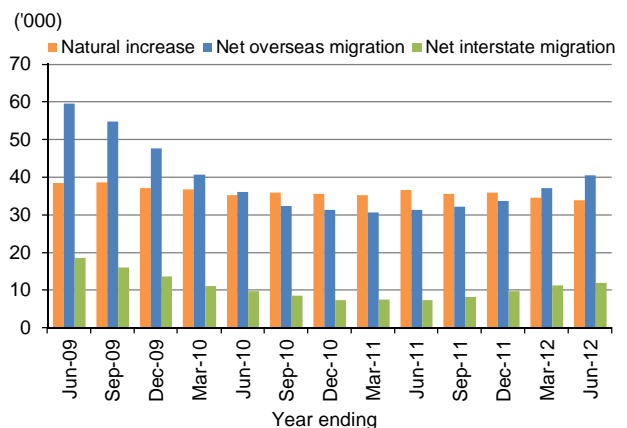


Figure 3: Annual population increase by components of growth, Queensland



* ERP figures quoted in this brief up to the June 2011 quarter are preliminary rebased using the 2011 Census results and subject to revision. Further information on rebased estimates is available in the Queensland Treasury and Trade brief: *Population: Rebased estimates, Queensland 2007 to 2011*. ERP figures from the September 2011 quarter onwards are preliminary.