

Population Growth, Queensland, December Quarter 2012

Source: ABS 3101.0, released 20 June 2013, 11:30 am AEST

Key data

Preliminary estimated resident population (ERP) at 31 December 2012:

Queensland	4,610,932
Australia	22,906,352
Qld share of national population	20.1%

Population growth (12 months to 31 December 2012):

Queensland	2.0%
Australia.....	1.8%
Qld share of national growth.....	23.5%

Main Findings¹

- Queensland's preliminary ERP at 31 December 2012 was 4,610,932 persons (20.1% of the Australian population). This reflects an increase of 92,453 persons over the 12 months to 31 December 2012, and 20,873 persons since 30 September 2012 (Figure 1).
- Queensland (2.0%) recorded the third-highest population growth rate of all jurisdictions and a higher rate than the nation (1.8%) in the 12 months to 31 December 2012 (Figure 2).
- Net overseas migration made the largest contribution to population growth in Queensland in the 12 months to 31 December 2012 (51.1%) followed by natural increase (36.6%) and net interstate migration (12.3%) (Table 1).
- Natural increase in the 12 months to 31 December 2012 was 33,848 persons, a slight decrease from the 33,923 persons recorded during the 12 months to 30 September 2012 (Figure 3).
- In the 12 months to 31 December 2012, net overseas migration to Queensland was 47,251 persons. This was higher than the level recorded during the 12 month period to 30 September 2012 (45,362).
- Net interstate migration contributed 11,354 persons to population change in Queensland over the 12 months to 31 December 2012, a slight decrease from the 12,104 persons recorded during the 12 months to 30 September 2012.

Table 1: Components of population increase, Queensland

	12 months to 31 December 2012	% of growth
Natural increase	33,848	36.6
Net overseas migration	47,251	51.1
Net interstate migration	11,354	12.3
Total	92,453	100.0

Figure 1: Annual population increase, Queensland

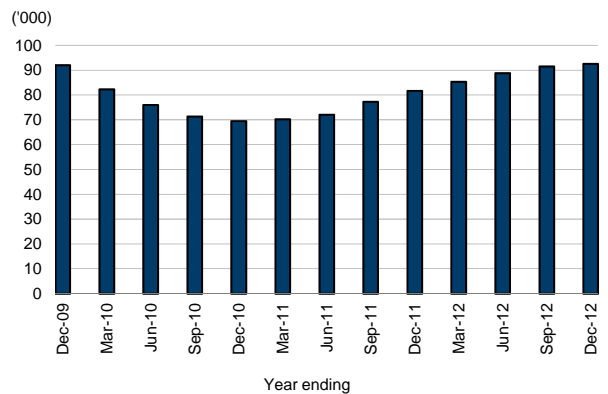


Figure 2: Population growth rate, Australia and states and territories, year ending 31 December 2012

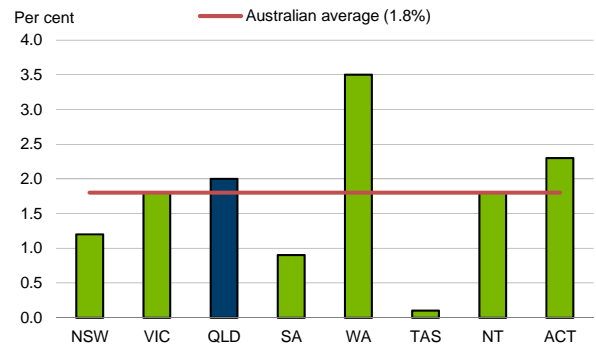
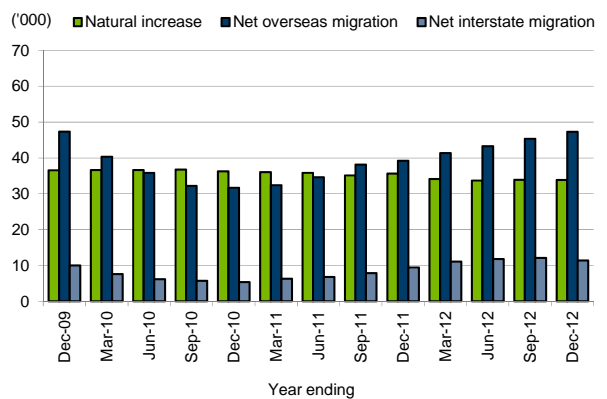


Figure 3: Annual population increase by components of growth, Queensland



¹ ERP and components of population (natural increase, net overseas migration and net interstate migration) quoted in this brief are preliminary for quarters September 2011 to December 2012 and final (rebased) for December 2009 to June 2011. Further information is available in the December Quarter edition of the ABS 3101.0 publication on the ABS website.

