

Population Growth, Queensland, June Quarter 2013

Source: ABS 3101.0, released 17 December 2013, 10:30 am AEST

Key data

Preliminary estimated resident population (ERP) at 30 June 2013:

Queensland	4,658,557
Australia	23,130,931
Queensland share of national population	20.1%

Population growth (12 months to 30 June 2013):

Queensland	2.0%
Australia.....	1.8%
Queensland share of national growth	22.1%

Main Findings¹

- Queensland's preliminary ERP at 30 June 2013 was 4,658,557 persons (20.1% of the Australian population). This reflects an increase of 89,862 persons over the 12 months to 30 June 2013, and 19,978 persons since 31 March 2013 (Figure 1).
- Queensland recorded the third-highest population growth rate (2.0%) of all jurisdictions and a higher rate than the nation (1.8%) in the 12 months to 30 June 2013 (Figure 2).
- Net overseas migration made the largest contribution to population growth in Queensland in the 12 months to 30 June 2013 (50.2%) followed by natural increase (39.3%) and net interstate migration (10.5%) (Table 1).
- Natural increase in the 12 months to 30 June 2013 was 35,298 persons, a slight decrease from the 35,745 persons recorded during the 12 months to 31 March 2013 (Figure 3).
- In the 12 months to 30 June 2013, net overseas migration to Queensland was 45,104 persons. This was lower than the level recorded during the 12 month period to 31 March 2013 (46,627 persons).
- Net interstate migration contributed 9,460 persons to population change in Queensland over the 12 months to 30 June 2013, a slight decrease from the 10,255 persons recorded during the 12 months to 31 March 2013.

Table 1: Components of population increase, Queensland

	12 months to 30 June 2013	% of growth
Natural increase	35,298	39.3
Net overseas migration	45,104	50.2
Net interstate migration	9,460	10.5
Total	89,862	100.0

Figure 1: Annual population increase, Queensland

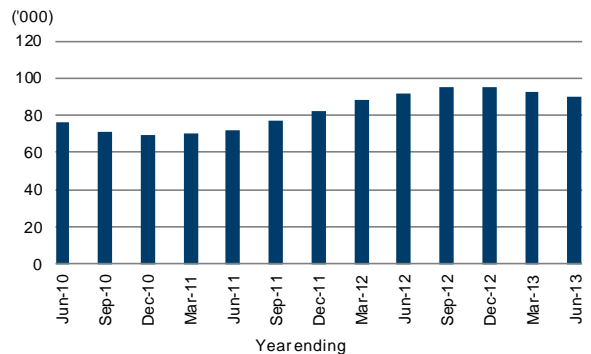


Figure 2: Population growth rate, Australia and states and territories, year ending 30 June 2013

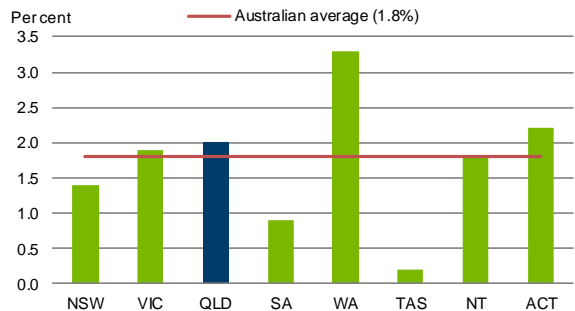
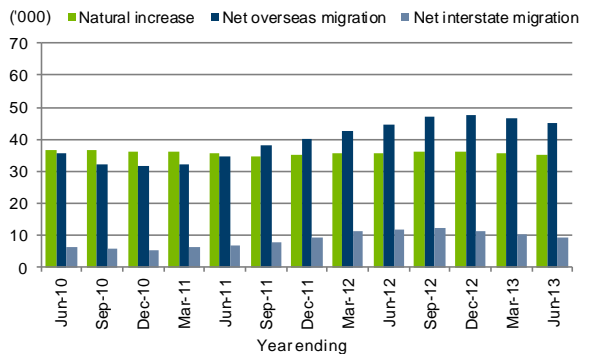


Figure 3: Annual population increase by components of growth, Queensland



¹ For the status of ERP and components of population (natural increase, net overseas migration and net interstate migration), from preliminary to revised to final, quoted in this brief, refer to Explanatory Note #7 in the June quarter 2013 edition of the ABS 3101.0 publication on the ABS website.

