

# Population Growth, Queensland, September quarter 2013

Source: ABS 3101.0, released 27 March 2014, 10:30 am AEST

## Key data

### Preliminary estimated resident population (ERP) as at 30 September 2013:

Queensland .....	4,676,395
Australia .....	23,235,837
Queensland share of national population .....	20.1%

### Population growth (12 months to 30 September 2013):

Queensland .....	1.8%
Australia .....	1.8%
Queensland share of national growth .....	20.7%

## Main Findings

- Queensland's preliminary ERP at 30 September 2013 was 4,676,395 persons (20.1% of the Australian population). This reflects an increase of 83,737 persons over the 12 months, and 19,592 persons since 30 June 2013 (Figure 1).
- Queensland recorded the third-highest population growth rate (1.8%) of all state and territories in the 12 months to 30 September 2013 and was the same as the national average of 1.8% (Figure 2).
- Net overseas migration made the largest contribution to population growth in Queensland in the 12 months to 30 September 2013 (49.1%) followed by natural increase (42.9%) and net interstate migration (8.0%) (Table 1).
- In the 12 months to 30 September 2013, natural increase (births minus deaths) was 35,886 persons, an increase from the 35,298 persons recorded during the 12 months to 30 June 2013.
- Net overseas migration to Queensland in the 12 months to 30 September 2013 was 41,127 persons. This was lower than the level recorded during the 12 month period to 30 June 2013 (45,104 persons).
- Net interstate migration contributed 6,724 persons to population change in Queensland over the 12 months to 30 September 2013, a decrease from the 8,196 persons recorded during the 12 months to 30 June 2013.

Figure 1: Annual population increase by components of population change, Queensland

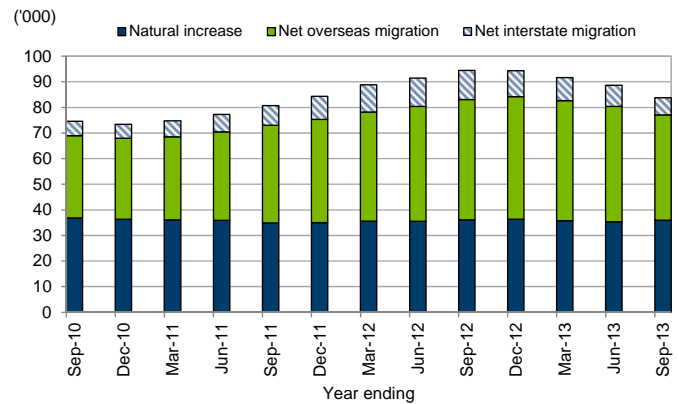


Figure 2: Population growth rate, Australia and states and territories, year ending 30 September 2013

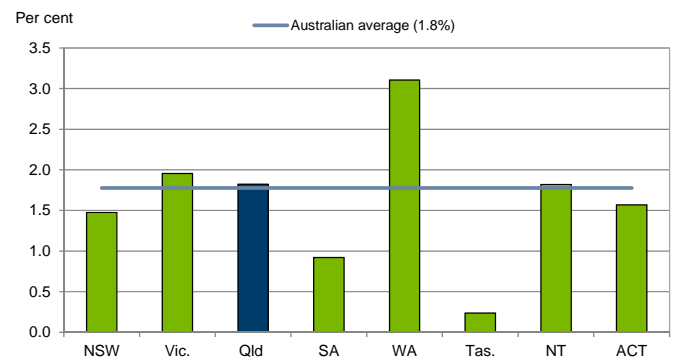


Figure 3: Annual population growth rate, Queensland and Australia

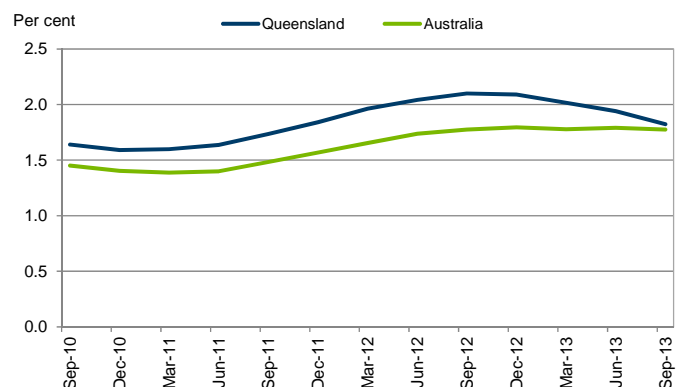


Table 1: Components of population increase, Queensland

	12 months to	Share of growth
	30 September 2013	
	persons	per cent
Natural increase	35,886	42.9
Net overseas migration	41,127	49.1
Net interstate migration	6,724	8.0
<b>Total</b>	<b>83,737</b>	<b>100.0</b>

