

# Population Growth, Queensland, December quarter 2013

Source: ABS 3101.0, released 19 June 2014, 11:30 am AEST

## Key data

### Preliminary estimated resident population (ERP) as at 31 December 2013:

Queensland .....	4,690,910
Australia .....	23,319,385
Queensland share of national population .....	20.1%

### Population growth (12 months to 31 December 2013):

Queensland .....	1.7%
Australia .....	1.7%
Queensland share of national growth .....	20.1%

## Main Findings

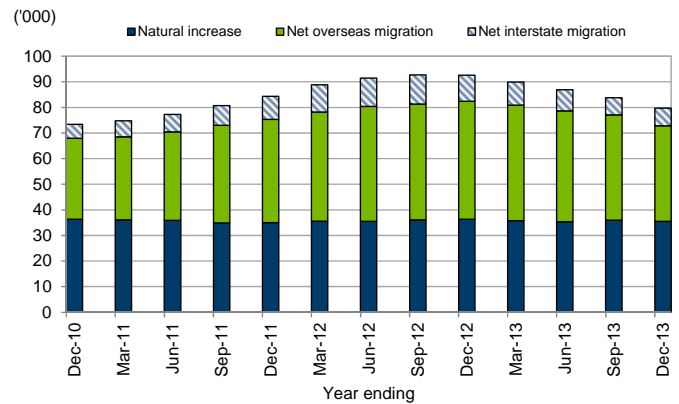
- Queensland's preliminary ERP at 31 December 2013 was 4,690,910 persons (20.1% of the Australian population). This reflects an increase of 79,706 persons over the 12 months, and 16,307 persons since 30 September 2013 (Figure 1).
- Queensland recorded the third-highest population growth rate (1.7%) of all state and territories in the 12 months to 31 December 2013 and was the same as the national average of 1.7% (Figure 2).
- Net overseas migration made the largest contribution to population growth in Queensland in the 12 months to 31 December 2013 (46.9%) followed by natural increase (44.5%) and net interstate migration (8.7%) (Table 1).
- In the 12 months to 31 December 2013, natural increase (births minus deaths) was 35,454 persons, a decrease from the 35,886 persons recorded during the 12 months to 30 September 2013.
- Net overseas migration to Queensland in the 12 months to 31 December 2013 was 37,355 persons. This was lower than the level recorded during the 12 month period to 30 September 2013 (41,127 persons).
- Net interstate migration contributed 6,897 persons to population change in Queensland over the 12 months to 31 December 2013, an increase from the 6,724 persons recorded during the 12 months to 30 September 2013.

**Table 1: Components of population increase, Queensland**

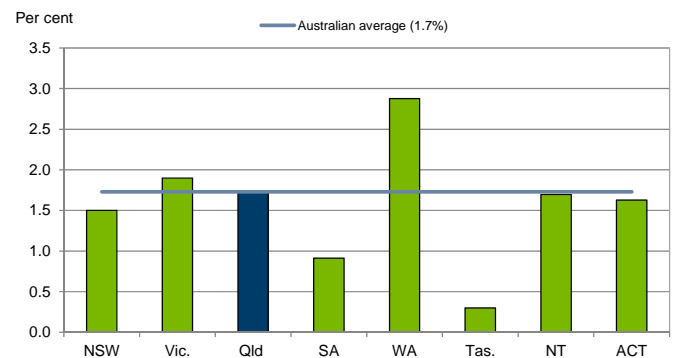
	12 months to	Share of
	31 December 2013	
	persons	per cent
Natural increase	35,454	44.5
Net overseas migration	37,355	46.9
Net interstate migration	6,897	8.7
<b>Total</b>	<b>79,706</b>	<b>100.0</b>

Queensland Government Statistician's Office  
 Queensland Treasury and Trade  
[www.qgso.qld.gov.au](http://www.qgso.qld.gov.au)

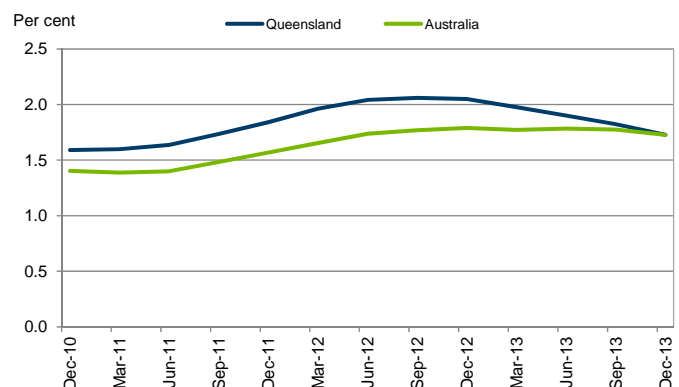
**Figure 1: Annual population increase by components of population change, Queensland**



**Figure 2: Population growth rate, Australia and states and territories, year ending 31 December 2013**



**Figure 3: Annual population growth rate, Queensland and Australia**



<http://creativecommons.org/licenses/by/3.0/au>  
 © The State of Queensland  
 (Queensland Treasury and Trade) 2014

