

Labour force – Brisbane Inner City SA4, Jun 2015

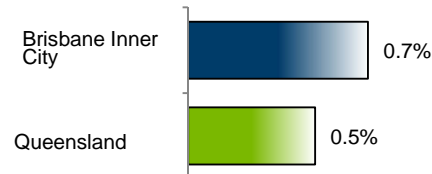
Source: ABS 6291.0.55.001, released 16 July 2015, 11:30 am (AEST)

Table 1: Labour force status, Brisbane Inner City SA4

	Year ending			Annual change	
	Jun-14	May-15	Jun-15	persons	per cent
	— persons —				
Total employed	152,200	154,400	153,300	1,100	0.7
Total unemployed	6,300	7,000	7,400	1,200	18.9
Total labour force	158,400	161,400	160,700	2,300	1.5
Not in the labour force	52,900	52,500	53,400	500	1.0
Total persons 15+	211,300	213,900	214,100	2,800	1.3
Participation rate (%)	75.0	75.5	75.1	..	0.1 (a)
Unemployment rate (%)	3.9	4.3	4.6	..	0.7 (a)

(a) Percentage point change.

Employment growth, annual



Unemployment rate

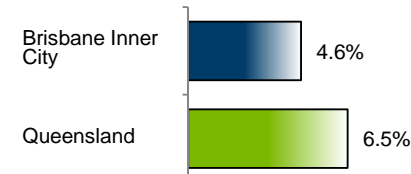


Figure 1: Annual change in employment, Brisbane Inner City SA4

Key data

Employment (annual change)..... ↑ 0.7%
 Unemployment rate 4.6%
 Unemployment rate (annual change) ↑ 0.7 ppt
 Participation rate..... 75.1%

ppt = percentage point

Main findings

Note: All data in this report are based on a 12-month moving average.

- The number of employed persons in Brisbane Inner City SA4 in June 2015 was 153,300 persons, an increase of 1,100 employed persons, or 0.7% over the year (Figure 1).
- The unemployment rate in Brisbane Inner City SA4 in June 2015 was 4.6 per cent, an increase of 0.7 percentage point over the year. The unemployment rate for this area was the fourth-lowest of all 19 SA4s within Queensland (Figure 2).
- The participation rate in Brisbane Inner City SA4 in June 2015 was 75.1 per cent, an increase of 0.1 percentage point over the year (Table 1).

SA4 = Statistical Area Level 4 (ASGS 2011 edition)

Notes (refer to website for more detailed notes):

Data for Queensland as a whole are provided for reference purposes only.

The labour force statistics presented in this brief are on a sample basis and will include a sampling error.

Totals may differ due to rounding. Figures are rounded to nearest 100 persons. Calculations are based on pre-rounded figures.

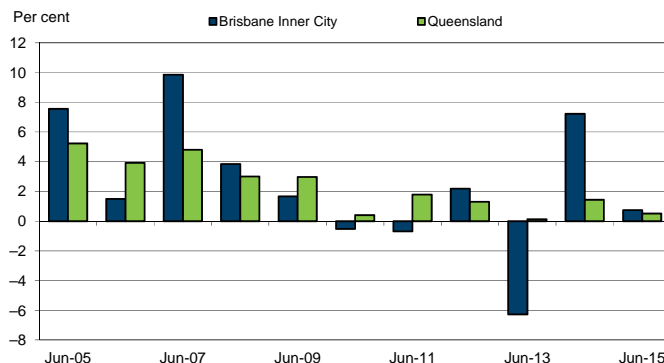


Figure 2: Unemployment rate by SA4, June 2015

