

# Labour force – Brisbane - South SA4, Jul 2014

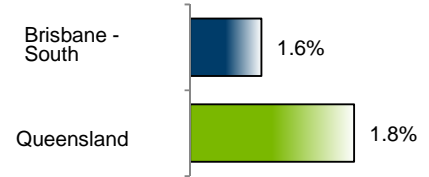
Source: ABS 6291.0.55.001, released 14 August 2014, 11:30 am (AEST)

**Table 1: Labour force status, Brisbane - South SA4**

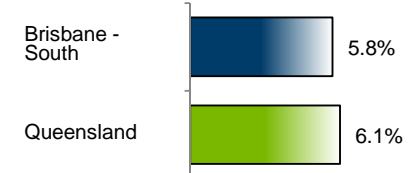
|                         | Year ending |         |         | Annual change |          |
|-------------------------|-------------|---------|---------|---------------|----------|
|                         | Jul-13      | Jun-14  | Jul-14  | persons       | per cent |
|                         | — persons — |         |         |               |          |
| Employed, worked:       |             |         |         |               |          |
| Full-time               | 137,600     | 134,800 | 135,200 | -2,400        | -1.7     |
| Part-time               | 48,700      | 53,800  | 54,000  | 5,300         | 11.0     |
| Total                   | 186,300     | 188,600 | 189,200 | 2,900         | 1.6      |
| Total unemployed        | 10,200      | 11,700  | 11,700  | 1,500         | 14.5     |
| Total labour force      | 196,500     | 200,300 | 200,900 | 4,400         | 2.2      |
| Not in the labour force | 81,800      | 82,600  | 82,600  | 800           | 0.9      |
| Total persons 15+       | 278,300     | 282,900 | 283,400 | 5,200         | 1.9      |
| Participation rate (%)  | 70.6        | 70.8    | 70.9    | ..            | 0.3 (a)  |
| Unemployment rate (%)   | 5.2         | 5.8     | 5.8     | ..            | 0.6 (a)  |

(a) Percentage point change.

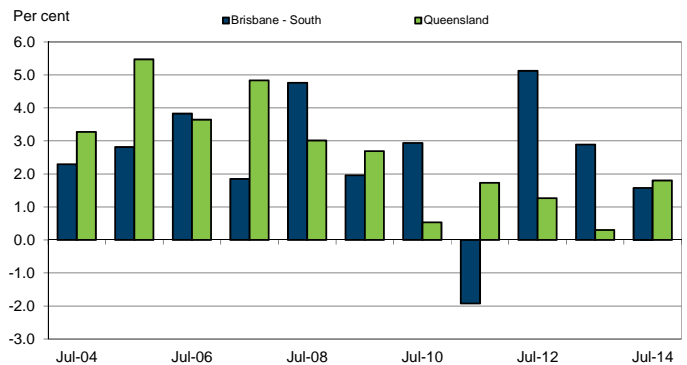
**Employment growth, annual**



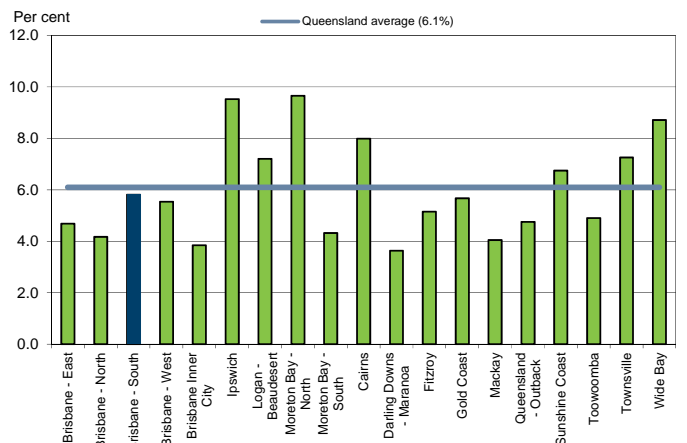
**Unemployment rate**



**Figure 1: Annual change in employment, Brisbane - South SA4**



**Figure 2: Unemployment rate by SA4, July 2014**



## Key data

Employment (annual change)..... ↑ 1.6%  
 Unemployment rate ..... 5.8%  
 Unemployment rate (annual change) ..... ↑ 0.6 ppt  
 Participation rate..... 70.9%

ppt = percentage point

## Main findings

Note: All data in this report are based on a 12-month moving average.

- The number of employed persons in Brisbane - South SA4 in July 2014 was 189,200 persons, an increase of 2,900 employed persons, or 1.6% over the year (Figure 1).
- The unemployment rate in Brisbane - South SA4 in July 2014 was 5.8 per cent, an increase of 0.6 percentage point over the year. The unemployment rate for this area was the eighth-highest of all 19 SA4s within Queensland (Figure 2).
- The participation rate in Brisbane - South SA4 in July 2014 was 70.9 per cent, an increase of 0.3 percentage point over the year (Table 1).

SA4 = Statistical Area Level 4 (ASGS 2011 edition)

Notes (refer to website for more detailed notes):

Data for Queensland as a whole are provided for reference purposes only.

The labour force statistics presented in this brief are on a sample basis and will include a sampling error.

Totals may differ due to rounding. Figures are rounded to nearest 100 persons. Calculations are based on pre-rounded figures.

