

# Labour force – Brisbane - South SA4, May 2015

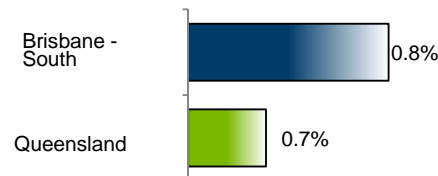
Source: ABS 6291.0.55.001, released 18 June 2015, 11:30 am (AEST)

**Table 1: Labour force status, Brisbane - South SA4**

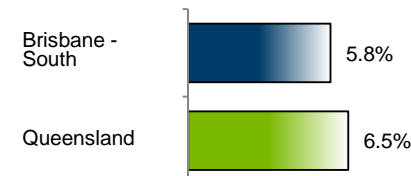
	Year ending			Annual change	
	May-14	Apr-15	May-15	persons	per cent
	— persons —				
Total employed	188,400	188,800	189,800	1,400	0.8
Total unemployed	11,500	12,000	11,700	100	1.2
Total labour force	199,900	200,800	201,400	1,600	0.8
Not in the labour force	83,000	86,100	85,800	2,800	3.3
Total persons 15+	282,900	286,900	287,200	4,300	1.5
Participation rate (%)	70.6	70.0	70.1	..	-0.5 (a)
Unemployment rate (%)	5.8	6.0	5.8	..	0.0 (a)

(a) Percentage point change.

**Employment growth, annual**



**Unemployment rate**



**Figure 1: Annual change in employment, Brisbane - South SA4**

## Key data

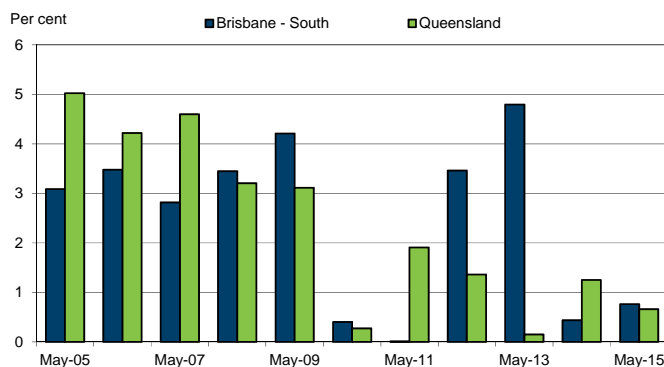
Employment (annual change)..... ↑ 0.8%  
 Unemployment rate ..... 5.8%  
 Unemployment rate (annual change) ..... → 0.0 ppt  
 Participation rate..... 70.1%

ppt = percentage point

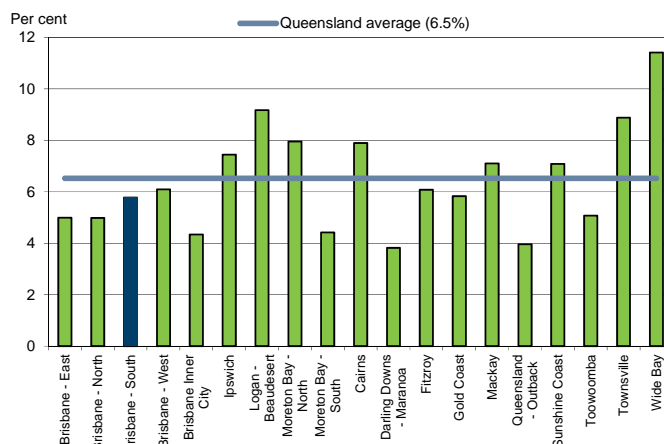
## Main findings

Note: All data in this report are based on a 12-month moving average.

- The number of employed persons in Brisbane - South SA4 in May 2015 was 189,800 persons, an increase of 1,400 employed persons, or 0.8% over the year (Figure 1).
- The unemployment rate in Brisbane - South SA4 in May 2015 was 5.8 per cent, no change in the unemployment rate over the year. The unemployment rate for this area was the eighth-lowest of all 19 SA4s within Queensland (Figure 2).
- The participation rate in Brisbane - South SA4 in May 2015 was 70.1 per cent, a decrease of 0.5 percentage point over the year (Table 1).



**Figure 2: Unemployment rate by SA4, May 2015**



SA4 = Statistical Area Level 4 (ASGS 2011 edition)

Notes (refer to website for more detailed notes):

Data for Queensland as a whole are provided for reference purposes only.

The labour force statistics presented in this brief are on a sample basis and will include a sampling error.

Totals may differ due to rounding. Figures are rounded to nearest 100 persons. Calculations are based on pre-rounded figures.

