

# Labour force – Brisbane - West SA4, Jul 2014

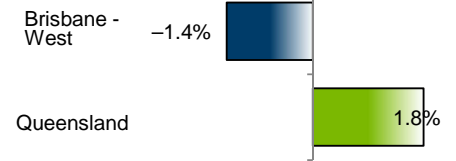
Source: ABS 6291.0.55.001, released 14 August 2014, 11:30 am (AEST)

**Table 1: Labour force status, Brisbane - West SA4**

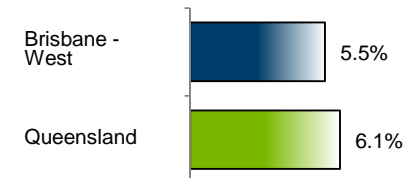
|                         | Year ending |         |         | Annual change |          |
|-------------------------|-------------|---------|---------|---------------|----------|
|                         | Jul-13      | Jun-14  | Jul-14  | persons       | per cent |
|                         | — persons — |         |         |               |          |
| Employed, worked:       |             |         |         |               |          |
| Full-time               | 66,100      | 61,800  | 61,700  | -4,400        | -6.6     |
| Part-time               | 31,500      | 34,500  | 34,400  | 3,000         | 9.5      |
| Total                   | 97,500      | 96,300  | 96,200  | -1,400        | -1.4     |
| Total unemployed        | 4,800       | 5,700   | 5,600   | 800           | 17.7     |
| Total labour force      | 102,300     | 102,000 | 101,800 | -500          | -0.5     |
| Not in the labour force | 46,200      | 48,000  | 48,200  | 2,000         | 4.3      |
| Total persons 15+       | 148,500     | 150,000 | 150,000 | 1,500         | 1.0      |
| Participation rate (%)  | 68.9        | 68.0    | 67.9    | ..            | -1.0 (a) |
| Unemployment rate (%)   | 4.7         | 5.6     | 5.5     | ..            | 0.9 (a)  |

(a) Percentage point change.

**Employment growth, annual**



**Unemployment rate**



**Figure 1: Annual change in employment, Brisbane - West SA4**

## Key data

Employment (annual change)..... ↓ 1.4%  
 Unemployment rate ..... 5.5%  
 Unemployment rate (annual change) ..... ↑ 0.9 ppt  
 Participation rate ..... 67.9%

ppt = percentage point

## Main findings

Note: All data in this report are based on a 12-month moving average.

- The number of employed persons in Brisbane - West SA4 in July 2014 was 96,200 persons, a decrease of 1,400 employed persons, or 1.4% over the year (Figure 1).
- The unemployment rate in Brisbane - West SA4 in July 2014 was 5.5 per cent, an increase of 0.9 percentage point over the year. The unemployment rate for this area was the tenth-lowest of all 19 SA4s within Queensland (Figure 2).
- The participation rate in Brisbane - West SA4 in July 2014 was 67.9 per cent, a decrease of 1.0 percentage points over the year (Table 1).

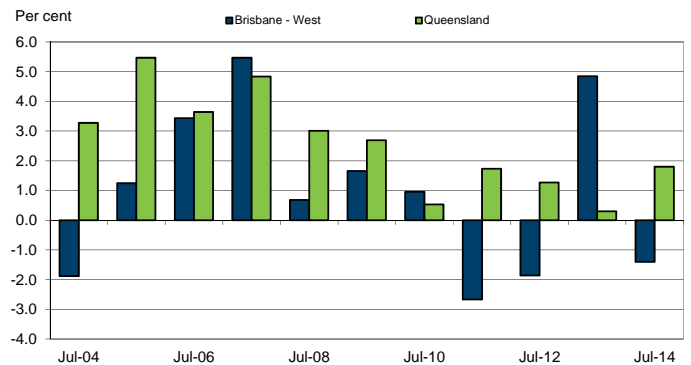
SA4 = Statistical Area Level 4 (ASGS 2011 edition)

Notes (refer to website for more detailed notes):

Data for Queensland as a whole are provided for reference purposes only.

The labour force statistics presented in this brief are on a sample basis and will include a sampling error.

Totals may differ due to rounding. Figures are rounded to nearest 100 persons. Calculations are based on pre-rounded figures.



**Figure 2: Unemployment rate by SA4, July 2014**

