

Labour force – Darling Downs - Maranoa SA4, Jun 16

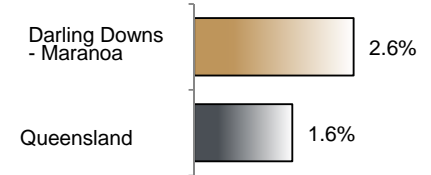
Source: ABS 6291.0.55.001, released 21 July 2016, 11:30 am (AEST)

Table 1 Labour force status, Darling Downs - Maranoa SA4

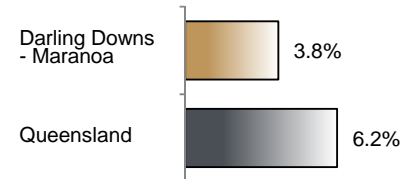
	Year ending			Annual change	
	Jun 15	May 16	Jun 16	persons	%
	— persons —			persons	%
Total employed	63,200	64,300	64,800	1,600	2.6
Total unemployed	2,600	2,600	2,500	-100	-4.0
Total labour force	65,800	66,800	67,400	1,500	2.3
Not in the labour force	35,200	34,900	34,400	-800	-2.2
Total persons 15+	101,100	101,700	101,800	700	0.7
Participation rate (%)	65.1	65.7	66.2	..	1.0 (a)
Unemployment rate (%)	4.0	3.8	3.8	..	-0.2 (a)

(a) Percentage point change.

Employment growth, annual



Unemployment rate



Key data

Employment (annual change)..... ↑ 2.6%
 Unemployment rate 3.8%
 Unemployment rate (annual change) ↓ 0.2 ppt
 Participation rate 66.2%

ppt = percentage point

Main findings

Note: All data in this report are based on a 12-month moving average.

- The number of employed persons in Darling Downs - Maranoa SA4 in June 2016 was 64,800 persons, an increase of 1,600 employed persons, or 2.6% over the year (Figure 1).
- The unemployment rate in Darling Downs - Maranoa SA4 in June 2016 was 3.8 per cent, a decrease of 0.2 percentage point over the year. The unemployment rate for this area was the lowest of all 19 SA4s within Queensland (Figure 2).
- The participation rate in Darling Downs - Maranoa SA4 in June 2016 was 66.2 per cent, an increase of 1.0 percentage points over the year (Table 1).

SA4 = Statistical Area Level 4 (ASGS 2011 edition)

Notes (refer to website for more detailed notes):

Data for Queensland as a whole are provided for reference purposes only.

The labour force statistics presented in this brief are on a sample basis and will include a sampling error.

Totals may differ due to rounding. Figures are rounded to nearest 100 persons. Calculations are based on pre-rounded figures.

Figure 1 Annual change in employment, Darling Downs - Maranoa SA4

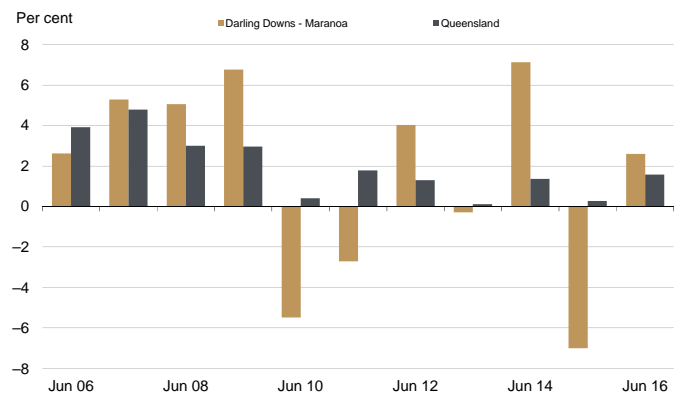


Figure 2 Unemployment rate by SA4, June 2016

