

Labour force – Fitzroy SA4, Sep 16

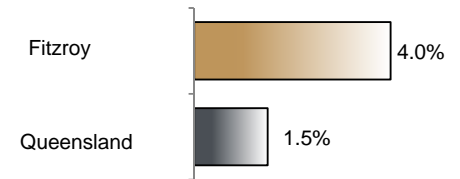
Source: ABS 6291.0.55.001, released 27 October 2016, 10:30 am (AEST)

Table 1 Labour force status, Fitzroy SA4

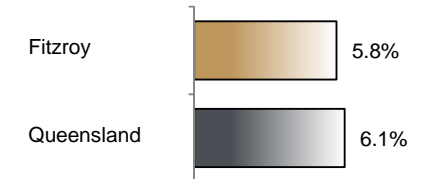
	Year ending			Annual change	
	Sep 15	Aug 16	Sep 16	persons	%
	— persons —			persons	%
Total employed	113,500	117,300	118,000	4,500	4.0
Total unemployed	9,400	7,500	7,300	-2,000	-21.8
Total labour force	122,900	124,800	125,400	2,500	2.0
Not in the labour force	55,700	55,600	55,200	-500	-0.9
Total persons 15+	178,500	180,400	180,500	2,000	1.1
Participation rate (%)	68.8	69.2	69.4	..	0.6 (a)
Unemployment rate (%)	7.6	6.0	5.8	..	-1.8 (a)

(a) Percentage point change.

Employment growth, annual



Unemployment rate



Key data

Employment (annual change)..... ↑ 4.0%
 Unemployment rate 5.8%
 Unemployment rate (annual change) ↓ 1.8 ppt
 Participation rate 69.4%

ppt = percentage point

Main findings

Note: All data in this brief are based on 12-month moving averages. This approach is supported by ABS advice on analysis of regional labour force estimates (see Table 16(b) of *Labour Force, Australia, Detailed* (cat. no. 6291.0.55.001)).

In the September 2016 edition of the Labour Force Survey, the ABS noted the incoming rotation group of new survey participants for Queensland was 'noticeably different in its labour force characteristics' to the rest of the survey sample. To reduce the incoming group's unusual influence on the September 2016 estimates, the remaining 7/8 of the Queensland sample has temporarily been given a greater weighting.

- The number of employed persons in Fitzroy SA4 in September 2016 was 118,000 persons, an increase of 4,500 employed persons, or 4.0% over the year (Figure 1).
- The unemployment rate in Fitzroy SA4 in September 2016 was 5.8 per cent, a decrease of 1.8 percentage points over the year. The unemployment rate for this area was the tenth-lowest of all 19 SA4s within Queensland (Figure 2).
- The participation rate in Fitzroy SA4 in September 2016 was 69.4 per cent, an increase of 0.6 percentage point over the year (Table 1).

SA4 = Statistical Area Level 4 (ASGS 2011 edition)

Notes (refer to website for more detailed notes):

Data for Queensland as a whole are provided for reference purposes only.

The labour force statistics presented in this brief are on a sample basis and will include a sampling error.

Totals may differ due to rounding. Figures are rounded to nearest 100 persons. Calculations are based on pre-rounded figures.

Figure 1 Annual change in employment, Fitzroy SA4

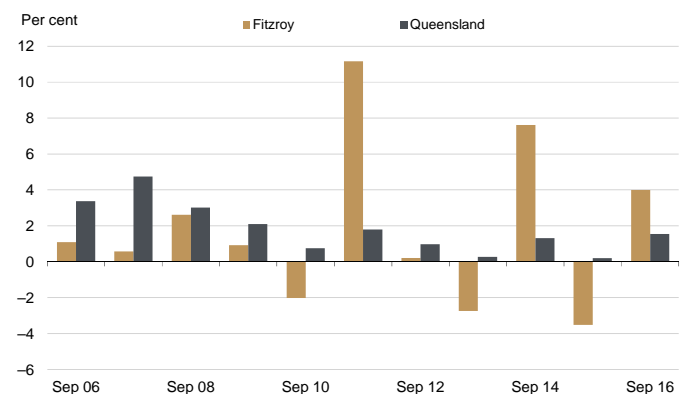


Figure 2 Unemployment rate by SA4, September 2016

