

Labour force – Gold Coast SA4, Jul 2014

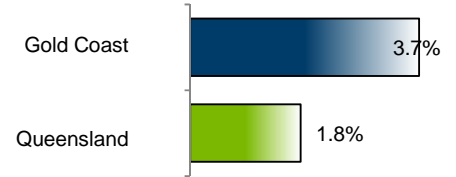
Source: ABS 6291.0.55.001, released 14 August 2014, 11:30 am (AEST)

Table 1: Labour force status, Gold Coast SA4

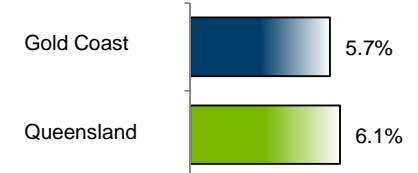
	Year ending			Annual change	
	Jul-13	Jun-14	Jul-14	persons	per cent
	— persons —				
Employed, worked:					
Full-time	189,600	193,400	194,300	4,700	2.5
Part-time	84,300	88,300	89,800	5,500	6.5
Total	273,800	281,700	284,000	10,200	3.7
Total unemployed	17,000	16,700	17,100	0	0.3
Total labour force	290,900	298,400	301,100	10,300	3.5
Not in the labour force	156,100	157,400	155,700	-400	-0.3
Total persons 15+	447,000	455,800	456,800	9,900	2.2
Participation rate (%)	65.1	65.5	65.9	..	0.8 (a)
Unemployment rate (%)	5.9	5.6	5.7	..	-0.2 (a)

(a) Percentage point change.

Employment growth, annual



Unemployment rate



Key data

Employment (annual change)..... ↑ 3.7%
 Unemployment rate 5.7%
 Unemployment rate (annual change) ↓ 0.2 ppt
 Participation rate..... 65.9%

ppt = percentage point

Main findings

Note: All data in this report are based on a 12-month moving average.

- The number of employed persons in Gold Coast SA4 in July 2014 was 284,000 persons, an increase of 10,200 employed persons, or 3.7% over the year (Figure 1).
- The unemployment rate in Gold Coast SA4 in July 2014 was 5.7 per cent, a decrease of 0.2 percentage point over the year. The unemployment rate for this area was the ninth-highest of all 19 SA4s within Queensland (Figure 2).
- The participation rate in Gold Coast SA4 in July 2014 was 65.9 per cent, an increase of 0.8 percentage point over the year (Table 1).

SA4 = Statistical Area Level 4 (ASGS 2011 edition)

Notes (refer to website for more detailed notes):

Data for Queensland as a whole are provided for reference purposes only.

The labour force statistics presented in this brief are on a sample basis and will include a sampling error.

Totals may differ due to rounding. Figures are rounded to nearest 100 persons. Calculations are based on pre-rounded figures.

Figure 1: Annual change in employment, Gold Coast SA4

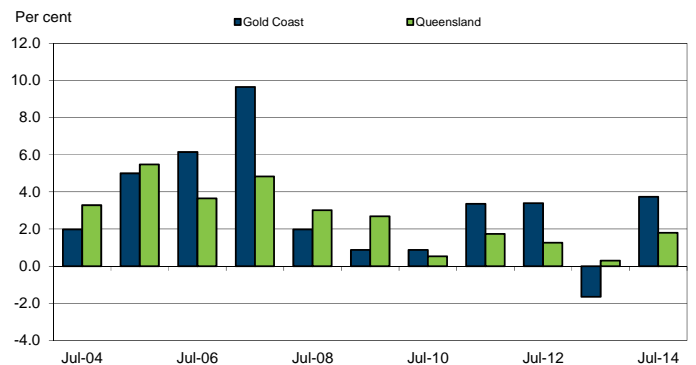


Figure 2: Unemployment rate by SA4, July 2014

