

Labour force – Ipswich SA4, Jul 2014

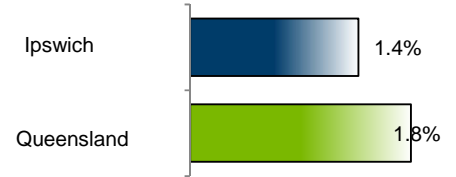
Source: ABS 6291.0.55.001, released 14 August 2014, 11:30 am (AEST)

Table 1: Labour force status, Ipswich SA4

	Year ending			Annual change	
	Jul-13	Jun-14	Jul-14	persons	per cent
	— persons —				
Employed, worked:					
Full-time	104,300	101,000	99,500	-4,700	-4.5
Part-time	37,900	43,500	44,600	6,700	17.7
Total	142,100	144,500	144,100	2,000	1.4
Total unemployed	10,700	14,800	15,200	4,500	41.6
Total labour force	152,800	159,300	159,300	6,400	4.2
Not in the labour force	81,000	80,700	81,200	200	0.3
Total persons 15+	233,900	240,000	240,500	6,600	2.8
Participation rate (%)	65.4	66.4	66.2	..	0.9 (a)
Unemployment rate (%)	7.0	9.3	9.5	..	2.5 (a)

(a) Percentage point change.

Employment growth, annual



Unemployment rate

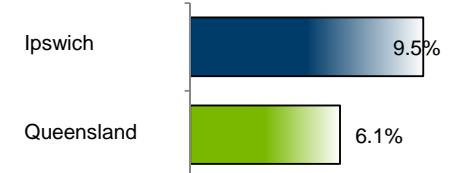


Figure 1: Annual change in employment, Ipswich SA4

Key data

Employment (annual change)..... ↑ 1.4%
 Unemployment rate 9.5%
 Unemployment rate (annual change) ↑ 2.5 ppt
 Participation rate..... 66.2%

ppt = percentage point

Main findings

Note: All data in this report are based on a 12-month moving average.

- The number of employed persons in Ipswich SA4 in July 2014 was 144,100 persons, an increase of 2,000 employed persons, or 1.4% over the year (Figure 1).
- The unemployment rate in Ipswich SA4 in July 2014 was 9.5 per cent, an increase of 2.5 percentage points over the year. The unemployment rate for this area was the second-highest of all 19 SA4s within Queensland (Figure 2).
- The participation rate in Ipswich SA4 in July 2014 was 66.2 per cent, an increase of 0.9 percentage point over the year (Table 1).

SA4 = Statistical Area Level 4 (ASGS 2011 edition)

Notes (refer to website for more detailed notes):

Data for Queensland as a whole are provided for reference purposes only.

The labour force statistics presented in this brief are on a sample basis and will include a sampling error.

Totals may differ due to rounding. Figures are rounded to nearest 100 persons. Calculations are based on pre-rounded figures.

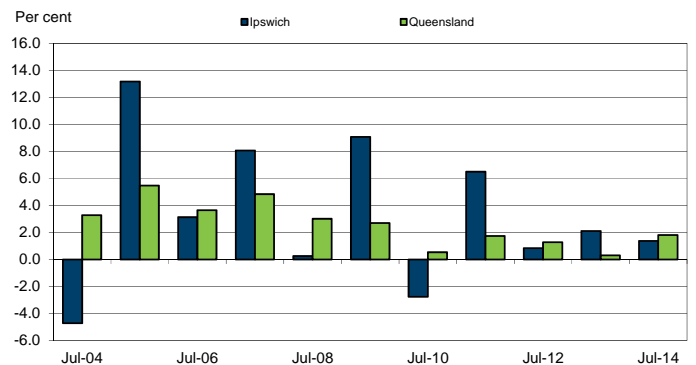


Figure 2: Unemployment rate by SA4, July 2014

