

# Labour force – Ipswich SA4, Sep 16

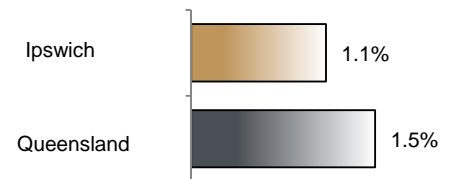
Source: ABS 6291.0.55.001, released 27 October 2016, 10:30 am (AEST)

**Table 1 Labour force status, Ipswich SA4**

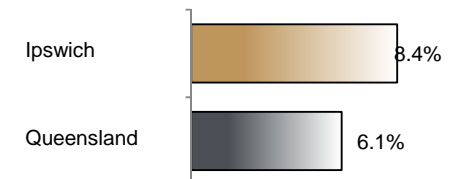
	Year ending			Annual change	
	Sep 15	Aug 16	Sep 16	persons	%
	— persons —			persons	%
Total employed	146,600	148,300	148,200	1,600	1.1
Total unemployed	10,400	13,200	13,600	3,200	31.0
Total labour force	157,000	161,500	161,800	4,800	3.1
Not in the labour force	87,400	87,700	87,800	400	0.4
Total persons 15+	244,400	249,200	249,600	5,200	2.1
Participation rate (%)	64.2	64.8	64.8	..	0.6 (a)
Unemployment rate (%)	6.6	8.1	8.4	..	1.8 (a)

(a) Percentage point change.

**Employment growth, annual**



**Unemployment rate**



## Key data

Employment (annual change)..... ↑ 1.1%  
 Unemployment rate ..... 8.4%  
 Unemployment rate (annual change) ..... ↑ 1.8 ppt  
 Participation rate ..... 64.8%

ppt = percentage point

## Main findings

Note: All data in this brief are based on 12-month moving averages. This approach is supported by ABS advice on analysis of regional labour force estimates (see Table 16(b) of *Labour Force, Australia, Detailed* (cat. no. 6291.0.55.001)).

In the September 2016 edition of the Labour Force Survey, the ABS noted the incoming rotation group of new survey participants for Queensland was 'noticeably different in its labour force characteristics' to the rest of the survey sample. To reduce the incoming group's unusual influence on the September 2016 estimates, the remaining 7/8 of the Queensland sample has temporarily been given a greater weighting.

- The number of employed persons in Ipswich SA4 in September 2016 was 148,200 persons, an increase of 1,600 employed persons, or 1.1% over the year (Figure 1).
- The unemployment rate in Ipswich SA4 in September 2016 was 8.4 per cent, an increase of 1.8 percentage points over the year. The unemployment rate for this area was the fifth-highest of all 19 SA4s within Queensland (Figure 2).
- The participation rate in Ipswich SA4 in September 2016 was 64.8 per cent, an increase of 0.6 percentage point over the year (Table 1).

SA4 = Statistical Area Level 4 (ASGS 2011 edition)

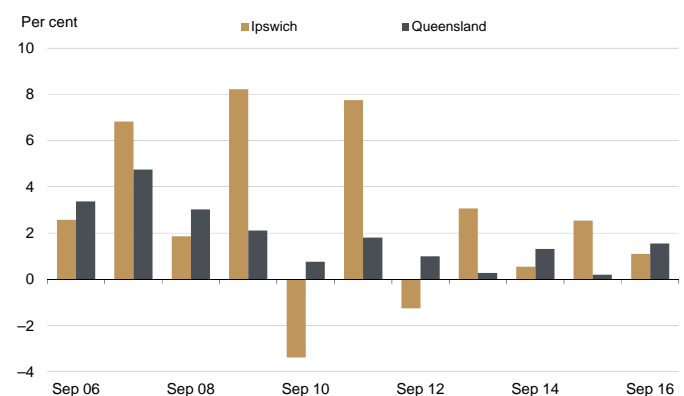
Notes (refer to website for more detailed notes):

Data for Queensland as a whole are provided for reference purposes only.

The labour force statistics presented in this brief are on a sample basis and will include a sampling error.

Totals may differ due to rounding. Figures are rounded to nearest 100 persons. Calculations are based on pre-rounded figures.

**Figure 1 Annual change in employment, Ipswich SA4**



**Figure 2 Unemployment rate by SA4, September 2016**

