

# Regional labour force – Logan - Beaudesert SA4, Apr 18

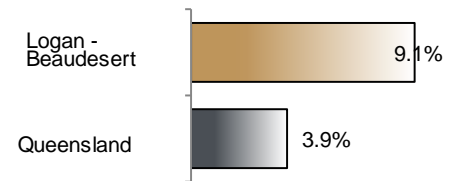
Source: ABS 6291.0.55.001, released 24 May 2018, 11:30 am (AEST)

**Table 1 Labour force status, Logan - Beaudesert SA4**

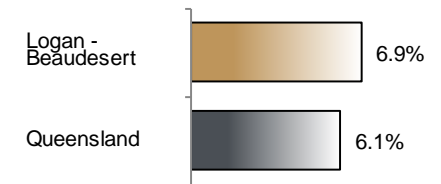
	Year ending			Annual change	
	Apr 17	Mar 18	Apr 18	persons	%
	— persons —			persons	%
Total employed	143,200	155,400	156,200	13,000	9.1
Total unemployed	8,800	11,600	11,500	2,800	31.5
Total labour force	151,900	167,000	167,700	15,800	10.4
Not in the labour force	103,000	92,100	91,900	-11,200	-10.8
Total persons 15+	254,900	259,100	259,500	4,600	1.8
Participation rate (%)	59.6	64.4	64.6	..	5.0 (a)
Unemployment rate (%)	5.8	7.0	6.9	..	1.1 (a)

(a) Percentage point change.

**Employment growth, annual**



**Unemployment rate**



## Key data

Employment (annual change)..... ↑ 9.1%  
 Unemployment rate ..... 6.9%  
 Unemployment rate (annual change) ..... ↑ 1.1 ppt  
 Participation rate..... 64.6%

ppt = percentage point

## Main findings

Note: All data in this brief are based on 12-month moving averages. This approach is supported by ABS advice on analysis of regional labour force estimates (see Table 16(b) of *Labour Force, Australia, Detailed* (cat. no. 6291.0.55.001)).

- The number of employed persons in Logan - Beaudesert SA4 in April 2018 was 156,200 persons, an increase of 13,000 employed persons, or 9.1% over the year (Figure 1).
- The unemployment rate in Logan - Beaudesert SA4 in April 2018 was 6.9 per cent, an increase of 1.1 percentage points over the year. The unemployment rate for this area was the seventh-highest of all 19 SA4s within Queensland (Figure 2).
- The participation rate in Logan - Beaudesert SA4 in April 2018 was 64.6 per cent, an increase of 5.0 percentage points over the year (Table 1).

SA4 = Statistical Area Level 4 (ASGS 2011 edition)

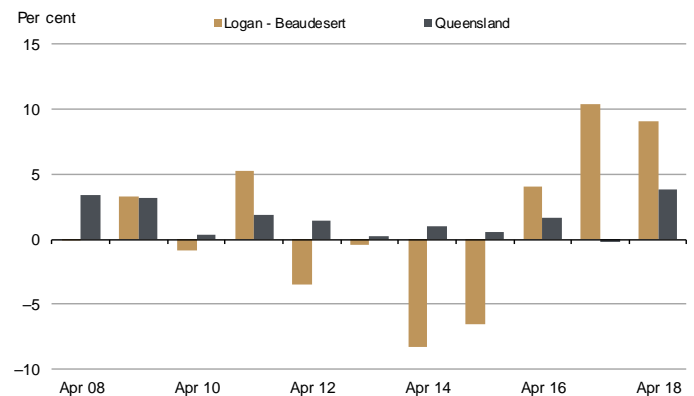
Notes (refer to website for more detailed notes):

Data for Queensland as a whole are provided for reference purposes only.

The labour force statistics presented in this brief are on a sample basis and will include a sampling error.

Totals may differ due to rounding. Figures are rounded to nearest 100 persons. Calculations are based on pre-rounded figures.

**Figure 1 Annual change in employment, Logan - Beaudesert SA4**



**Figure 2 Unemployment rate by SA4, April 2018**

