

# Labour force – Moreton Bay - South SA4, Jun 16

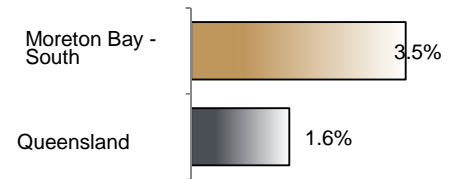
Source: ABS 6291.0.55.001, released 21 July 2016, 11:30 am (AEST)

**Table 1 Labour force status, Moreton Bay - South SA4**

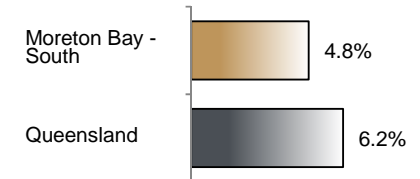
	Year ending			Annual change	
	Jun 15	May 16	Jun 16	persons	%
	— persons —			persons	%
Total employed	99,800	103,000	103,300	3,500	3.5
Total unemployed	4,500	5,300	5,200	700	16.2
Total labour force	104,300	108,400	108,500	4,200	4.1
Not in the labour force	41,600	40,700	40,800	-800	-1.9
Total persons 15+	145,900	149,100	149,400	3,400	2.4
Participation rate (%)	71.5	72.7	72.6	..	1.2 (a)
Unemployment rate (%)	4.3	4.9	4.8	..	0.5 (a)

(a) Percentage point change.

**Employment growth, annual**



**Unemployment rate**



## Key data

Employment (annual change)..... ↑ 3.5%  
 Unemployment rate ..... 4.8%  
 Unemployment rate (annual change) ..... ↑ 0.5 ppt  
 Participation rate ..... 72.6%

ppt = percentage point

## Main findings

Note: All data in this report are based on a 12-month moving average.

- The number of employed persons in Moreton Bay - South SA4 in June 2016 was 103,300 persons, an increase of 3,500 employed persons, or 3.5% over the year (Figure 1).
- The unemployment rate in Moreton Bay - South SA4 in June 2016 was 4.8 per cent, an increase of 0.5 percentage point over the year. The unemployment rate for this area was the fourth-lowest of all 19 SA4s within Queensland (Figure 2).
- The participation rate in Moreton Bay - South SA4 in June 2016 was 72.6 per cent, an increase of 1.2 percentage points over the year (Table 1).

SA4 = Statistical Area Level 4 (ASGS 2011 edition)

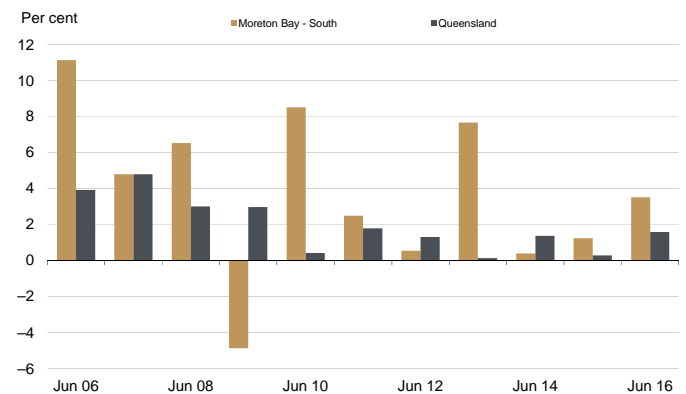
Notes (refer to website for more detailed notes):

Data for Queensland as a whole are provided for reference purposes only.

The labour force statistics presented in this brief are on a sample basis and will include a sampling error.

Totals may differ due to rounding. Figures are rounded to nearest 100 persons. Calculations are based on pre-rounded figures.

**Figure 1 Annual change in employment, Moreton Bay - South SA4**



**Figure 2 Unemployment rate by SA4, June 2016**

