

Labour force – Queensland - Outback SA4, Mar 2015

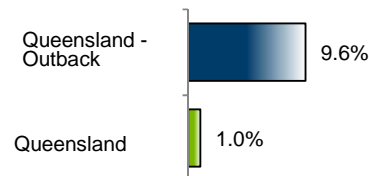
Source: ABS 6291.0.55.001, released 23 April 2015, 11:30 am (AEST)

Table 1: Labour force status, Queensland - Outback SA4

	Year ending			Annual change	
	Mar-14	Feb-15	Mar-15	persons	per cent
	— persons —				
Employed, worked:					
Full-time	38,400	42,200	42,300	3,900	10.3
Part-time	9,400	9,600	10,000	600	6.6
Total employed	47,700	51,800	52,300	4,600	9.6
Total unemployed	2,000	2,700	2,700	700	34.2
Total labour force	49,700	54,500	55,000	5,200	10.6
Not in the labour force	18,000	13,900	13,400	-4,500	-25.2
Total persons 15+	67,700	68,400	68,400	700	1.1
Participation rate (%)	73.5	79.7	80.4	..	6.9 (a)
Unemployment rate (%)	4.1	4.9	4.9	..	0.9 (a)

(a) Percentage point change.

Employment growth, annual



Unemployment rate

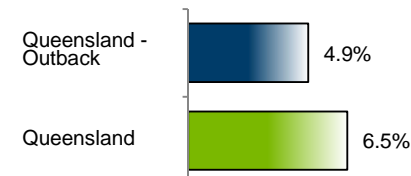


Figure 1: Annual change in employment, Queensland - Outback SA4

Key data

Employment (annual change)..... ↑ 9.6%
 Unemployment rate 4.9%
 Unemployment rate (annual change) ↑ 0.9 ppt
 Participation rate..... 80.4%

ppt = percentage point

Main findings

Note: All data in this report are based on a 12-month moving average.

- The number of employed persons in Queensland - Outback SA4 in March 2015 was 52,300 persons, an increase of 4,600 employed persons, or 9.6% over the year (Figure 1).
- The unemployment rate in Queensland - Outback SA4 in March 2015 was 4.9 per cent, an increase of 0.9 percentage point over the year. The unemployment rate for this area was the seventh-lowest of all 19 SA4s within Queensland (Figure 2).
- The participation rate in Queensland - Outback SA4 in March 2015 was 80.4 per cent, an increase of 6.9 percentage points over the year (Table 1).

SA4 = Statistical Area Level 4 (ASGS 2011 edition)

Notes (refer to website for more detailed notes):

Data for Queensland as a whole are provided for reference purposes only.

The labour force statistics presented in this brief are on a sample basis and will include a sampling error.

Totals may differ due to rounding. Figures are rounded to nearest 100 persons. Calculations are based on pre-rounded figures.

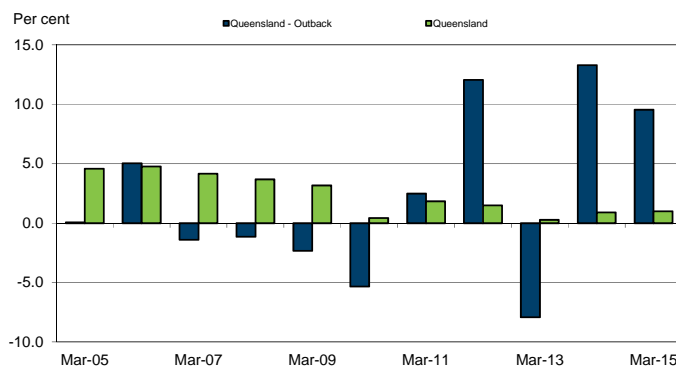


Figure 2: Unemployment rate by SA4, March 2015

