

# Labour force – Queensland - Outback SA4, May 2015

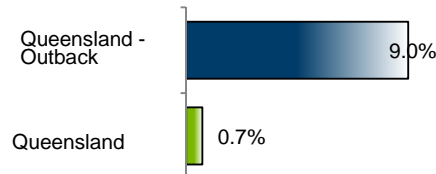
Source: ABS 6291.0.55.001, released 18 June 2015, 11:30 am (AEST)

**Table 1: Labour force status, Queensland - Outback SA4**

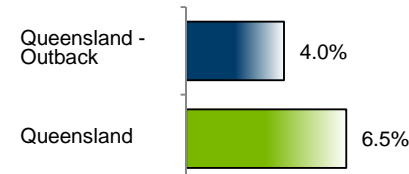
	Year ending			Annual change	
	May-14	Apr-15	May-15	persons	per cent
	— persons —				
Total employed	48,900	52,600	53,300	4,400	9.0
Total unemployed	2,300	2,400	2,200	-100	-3.1
Total labour force	51,200	55,100	55,500	4,400	8.5
Not in the labour force	16,600	13,400	13,000	-3,600	-21.7
Total persons 15+	67,800	68,500	68,600	700	1.1
Participation rate (%)	75.5	80.4	81.0	..	5.5 (a)
Unemployment rate (%)	4.4	4.4	4.0	..	-0.5 (a)

(a) Percentage point change.

**Employment growth, annual**



**Unemployment rate**



**Figure 1: Annual change in employment, Queensland - Outback SA4**

## Key data

Employment (annual change)..... ↑ 9.0%  
 Unemployment rate ..... 4.0%  
 Unemployment rate (annual change) ..... ↓ 0.5 ppt  
 Participation rate..... 81.0%

ppt = percentage point

## Main findings

Note: All data in this report are based on a 12-month moving average.

- The number of employed persons in Queensland - Outback SA4 in May 2015 was 53,300 persons, an increase of 4,400 employed persons, or 9.0% over the year (Figure 1).
- The unemployment rate in Queensland - Outback SA4 in May 2015 was 4.0 per cent, a decrease of 0.5 percentage point over the year. The unemployment rate for this area was the second-lowest of all 19 SA4s within Queensland (Figure 2).
- The participation rate in Queensland - Outback SA4 in May 2015 was 81.0 per cent, an increase of 5.5 percentage points over the year (Table 1).

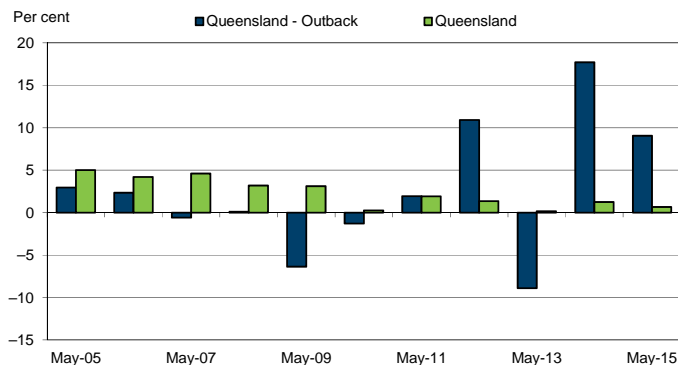
SA4 = Statistical Area Level 4 (ASGS 2011 edition)

Notes (refer to website for more detailed notes):

Data for Queensland as a whole are provided for reference purposes only.

The labour force statistics presented in this brief are on a sample basis and will include a sampling error.

Totals may differ due to rounding. Figures are rounded to nearest 100 persons. Calculations are based on pre-rounded figures.



**Figure 2: Unemployment rate by SA4, May 2015**

