

# Labour force – Townsville SA4, Jun 16

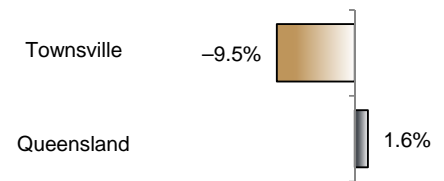
Source: ABS 6291.0.55.001, released 21 July 2016, 11:30 am (AEST)

**Table 1 Labour force status, Townsville SA4**

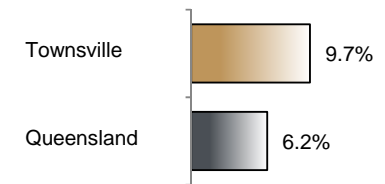
	Year ending			Annual change	
	Jun 15	May 16	Jun 16	persons	%
	— persons —			persons	%
Total employed	112,000	102,300	101,300	-10,700	-9.5
Total unemployed	10,700	10,300	10,900	100	1.2
Total labour force	122,700	112,600	112,200	-10,500	-8.6
Not in the labour force	60,500	72,800	73,400	12,900	21.3
Total persons 15+	183,200	185,300	185,600	2,300	1.3
Participation rate (%)	67.0	60.7	60.5	..	-6.5 (a)
Unemployment rate (%)	8.7	9.2	9.7	..	0.9 (a)

(a) Percentage point change.

**Employment growth, annual**



**Unemployment rate**



## Key data

Employment (annual change)..... ↓ 9.5%  
 Unemployment rate ..... 9.7%  
 Unemployment rate (annual change) ..... ↑ 0.9 ppt  
 Participation rate ..... 60.5%

ppt = percentage point

## Main findings

Note: All data in this report are based on a 12-month moving average.

- The number of employed persons in Townsville SA4 in June 2016 was 101,300 persons, a decrease of 10,700 employed persons, or 9.5% over the year (Figure 1).
- The unemployment rate in Townsville SA4 in June 2016 was 9.7 per cent, an increase of 0.9 percentage point over the year. The unemployment rate for this area was the second-highest of all 19 SA4s within Queensland (Figure 2).
- The participation rate in Townsville SA4 in June 2016 was 60.5 per cent, a decrease of 6.5 percentage points over the year (Table 1).

SA4 = Statistical Area Level 4 (ASGS 2011 edition)

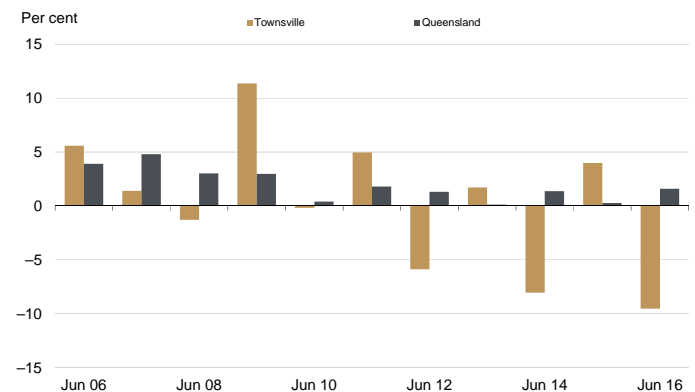
Notes (refer to website for more detailed notes):

Data for Queensland as a whole are provided for reference purposes only.

The labour force statistics presented in this brief are on a sample basis and will include a sampling error.

Totals may differ due to rounding. Figures are rounded to nearest 100 persons. Calculations are based on pre-rounded figures.

**Figure 1 Annual change in employment, Townsville SA4**



**Figure 2 Unemployment rate by SA4, June 2016**

