

# Labour force – Townsville SA4, Sep 16

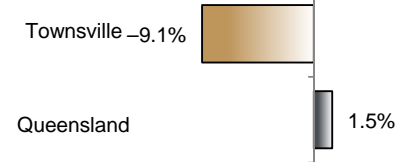
Source: ABS 6291.0.55.001, released 27 October 2016, 10:30 am (AEST)

**Table 1 Labour force status, Townsville SA4**

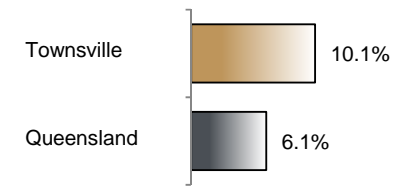
	Year ending			Annual change	
	Sep 15	Aug 16	Sep 16	persons	%
	— persons —			persons	%
Total employed	109,600	100,300	99,700	-9,900	-9.1
Total unemployed	10,100	11,200	11,200	1,100	11.1
Total labour force	119,700	111,500	110,900	-8,800	-7.3
Not in the labour force	64,100	74,400	75,300	11,200	17.5
Total persons 15+	183,800	186,000	186,200	2,400	1.3
Participation rate (%)	65.1	60.0	59.6	..	-5.6 (a)
Unemployment rate (%)	8.4	10.0	10.1	..	1.7 (a)

(a) Percentage point change.

## Employment growth, annual



## Unemployment rate



## Key data

Employment (annual change)..... ↓ 9.1%  
 Unemployment rate ..... 10.1%  
 Unemployment rate (annual change) ..... ↑ 1.7 ppt  
 Participation rate ..... 59.6%

ppt = percentage point

## Main findings

Note: All data in this brief are based on 12-month moving averages. This approach is supported by ABS advice on analysis of regional labour force estimates (see Table 16(b) of *Labour Force, Australia, Detailed* (cat. no. 6291.0.55.001)).

In the September 2016 edition of the Labour Force Survey, the ABS noted the incoming rotation group of new survey participants for Queensland was 'noticeably different in its labour force characteristics' to the rest of the survey sample. To reduce the incoming group's unusual influence on the September 2016 estimates, the remaining 7/8 of the Queensland sample has temporarily been given a greater weighting.

- The number of employed persons in Townsville SA4 in September 2016 was 99,700 persons, a decrease of 9,900 employed persons, or 9.1% over the year (Figure 1).
- The unemployment rate in Townsville SA4 in September 2016 was 10.1 per cent, an increase of 1.7 percentage points over the year. The unemployment rate for this area was the second-highest of all 19 SA4s within Queensland (Figure 2).
- The participation rate in Townsville SA4 in September 2016 was 59.6 per cent, a decrease of 5.6 percentage points over the year (Table 1).

SA4 = Statistical Area Level 4 (ASGS 2011 edition)

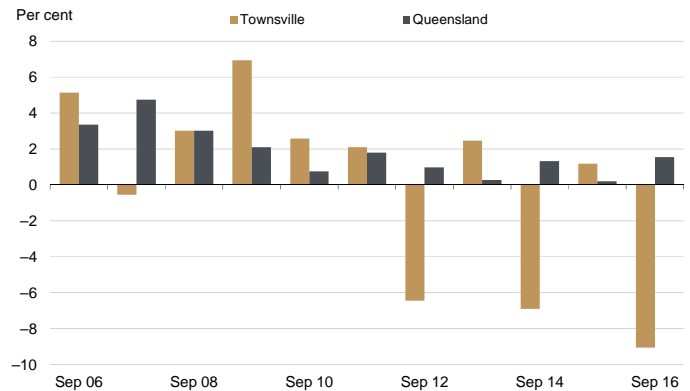
Notes (refer to website for more detailed notes):

Data for Queensland as a whole are provided for reference purposes only.

The labour force statistics presented in this brief are on a sample basis and will include a sampling error.

Totals may differ due to rounding. Figures are rounded to nearest 100 persons. Calculations are based on pre-rounded figures.

**Figure 1 Annual change in employment, Townsville SA4**



**Figure 2 Unemployment rate by SA4, September 2016**

