

Labour force – Wide Bay SA4, Jun 16

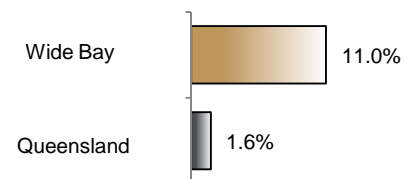
Source: ABS 6291.0.55.001, released 21 July 2016, 11:30 am (AEST)

Table 1 Labour force status, Wide Bay SA4

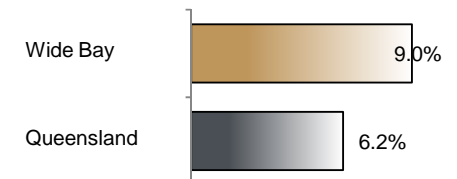
	Year ending			Annual change	
	Jun 15	May 16	Jun 16	persons	%
	— persons —			persons	%
Total employed	101,400	112,600	112,500	11,100	11.0
Total unemployed	12,900	10,700	11,100	-1,800	-14.1
Total labour force	114,300	123,300	123,600	9,300	8.1
Not in the labour force	123,000	116,600	116,600	-6,400	-5.2
Total persons 15+	237,300	240,000	240,200	2,900	1.2
Participation rate (%)	48.2	51.4	51.5	..	3.3 (a)
Unemployment rate (%)	11.3	8.7	9.0	..	-2.3 (a)

(a) Percentage point change.

Employment growth, annual



Unemployment rate



Key data

Employment (annual change)..... ↑ 11.0%
 Unemployment rate 9.0%
 Unemployment rate (annual change) ↓ 2.3 ppt
 Participation rate 51.5%

ppt = percentage point

Main findings

Note: All data in this report are based on a 12-month moving average.

- The number of employed persons in Wide Bay SA4 in June 2016 was 112,500 persons, an increase of 11,100 employed persons, or 11.0% over the year (Figure 1).
- The unemployment rate in Wide Bay SA4 in June 2016 was 9.0 per cent, a decrease of 2.3 percentage points over the year. The unemployment rate for this area was the third-highest of all 19 SA4s within Queensland (Figure 2).
- The participation rate in Wide Bay SA4 in June 2016 was 51.5 per cent, an increase of 3.3 percentage points over the year (Table 1).

SA4 = Statistical Area Level 4 (ASGS 2011 edition)

Notes (refer to website for more detailed notes):

Data for Queensland as a whole are provided for reference purposes only.

The labour force statistics presented in this brief are on a sample basis and will include a sampling error.

Totals may differ due to rounding. Figures are rounded to nearest 100 persons. Calculations are based on pre-rounded figures.

Figure 1 Annual change in employment, Wide Bay SA4

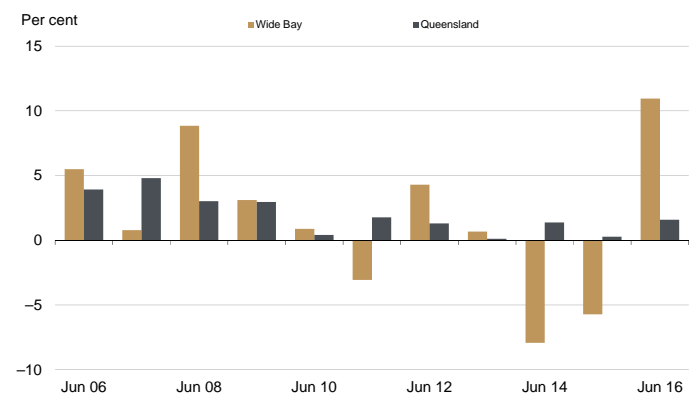


Figure 2 Unemployment rate by SA4, June 2016

