

Main Features

Monthly Change (Trend):

Queensland	↑	0.2%
Australia	↑	0.4%

Annual Change (Trend):

Queensland	↑	5.0%
Australia	↑	6.3%

Commentary

- The trend estimate of Queensland's retail turnover increased 0.2% in January 2007, slightly weaker than the 0.4% rise in Australia (Figure 1).
- The trend value of Queensland retail turnover has increased for the past 24 months, from \$3,307 million in 2005 to \$3,716 in January 2007 (Figure 2).
- In annual terms, the trend estimate of retail turnover in Queensland grew 5.0% in January 2007. This was lower than the Australian annual growth of 6.3%. Queensland had the 3rd lowest growth in retail trade of all states and territories. Northern Territory recorded the highest increase (12.6%) (Figure 3).
- Compared with the Australian average, Queensland recorded stronger positive contribution to the growth in retail turnover in the industry groups Department stores and Household goods for the month of January 2007. The industry groups of Clothing and soft good retailing, Hospitality and services and Other all recorded larger negative contributions to growth in retail turnover than Australia (Figure 4).
- Household goods had the strongest positive contribution to the growth in retail turnover for Queensland during January 2007 (0.18 of a percentage point). This was followed by Food retailing (0.17 of a percentage point).

Figure 2: Monthly trend estimates for retail turnover, Queensland, January 2005 to January 2007

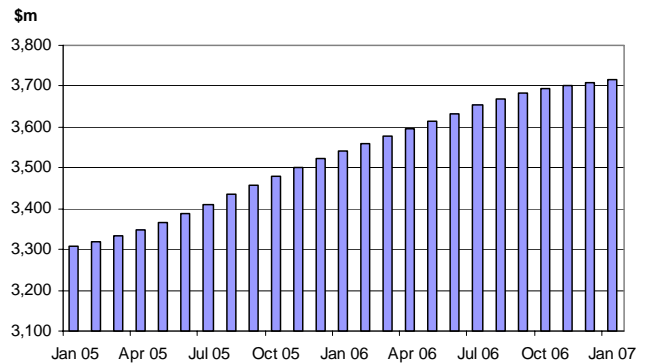


Figure 3: Annual change in retail turnover by state and territory, January 2007

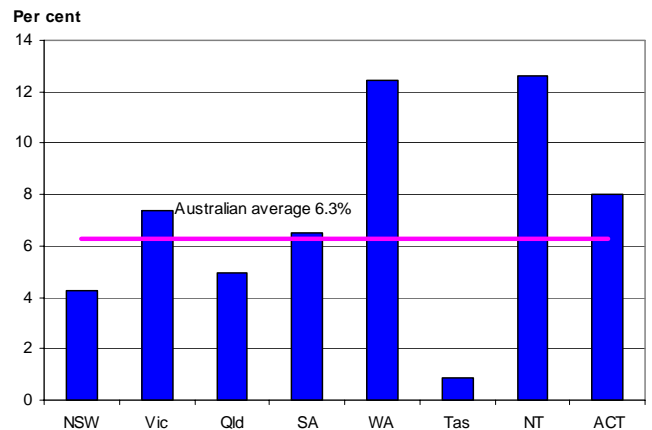


Figure 4: Monthly retail turnover contribution by industry group, January 2007

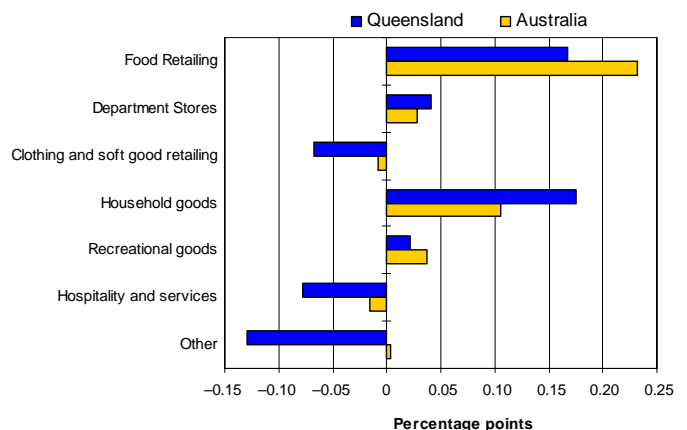


Figure 1: Monthly change in retail turnover, January 2005 to January 2007

