

Main Features

Monthly Change (Trend):

Queensland	↑	0.4%
Australia	↑	0.5%

Annual Change (Trend):

Queensland	↑	5.4%
Australia	↑	6.4%

Commentary

- The trend estimate of Queensland's retail turnover increased 0.4% in February 2007, slightly weaker than the 0.5% rise in Australia (see Figure 1).
- The trend value of Queensland retail turnover has increased for the past 25 months, from \$3.307 million in January 2005 to \$3,751 in February 2007 (Figure 2).
- In annual terms, the trend estimate of retail turnover in Queensland grew 5.4% in February 2007. This was lower than the Australian annual growth of 6.4%. Queensland had the 3rd lowest growth in retail trade of all states and territories. Western Australia recorded the highest increase (12.8%) (Figure 3).
- Compared with the Australian average, Queensland recorded stronger positive contribution to the growth in retail turnover in the industry groups *Department stores* and *Household goods* for the month of February 2007. The industry groups of *Clothing and soft good retailing*, *Hospitality and services* and *Other* all recorded larger negative contributions to growth in the retail turnover than Australia (Figure 4).
- *Food retailing* had the strongest positive contribution to the growth in retail turnover for Queensland during February 2007 (0.22 of a percentage point). This was followed by *household goods* (0.21 of a percentage point).

Figure 1: Monthly change in retail turnover, February 2005 to February 2007

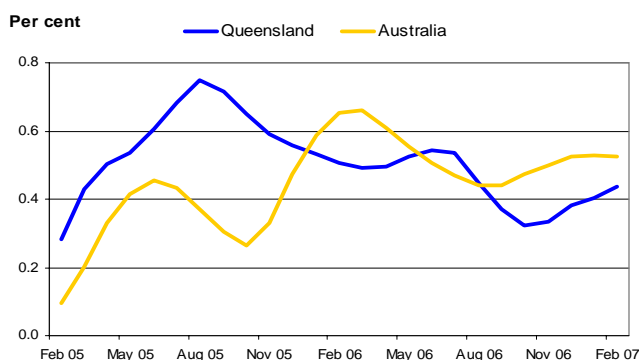


Figure 2: Monthly trend estimates for retail turnover, Queensland

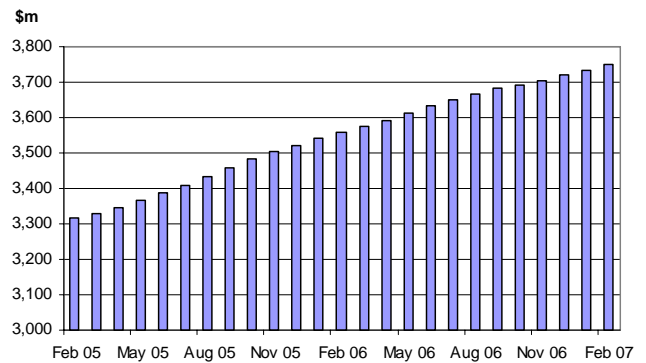


Figure 3: Annual change in retail turnover by state and territory, February 2007

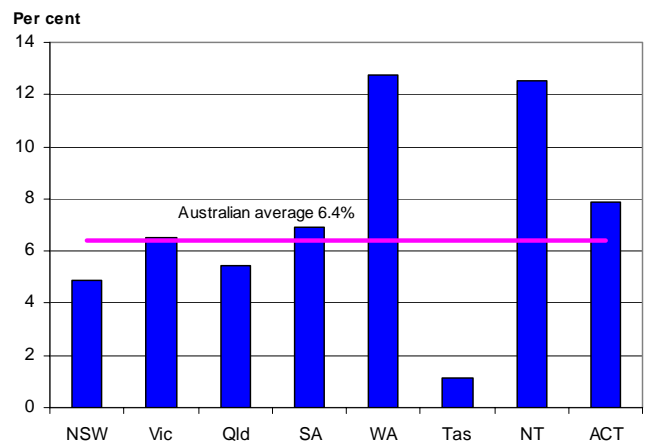


Figure 4: Monthly retail turnover contribution by industry group, February 2007

