



Main Features

Monthly Change (Trend):

Queensland	↑	0.9%
Australia	↑	0.6%

Annual Change (Trend):

Queensland	↑	7.7%
Australia	↑	6.8%

Commentary

- The trend estimate of Queensland's retail turnover increased 0.9% in April 2007, slightly higher than the 0.6 rise in Australia (Figure 1).
- The trend value of Queensland retail turnover increased from \$3,345 million in April 2005 to \$3,867 million in April 2007 (Figure 2).
- In annual terms, the trend estimate of retail turnover in Queensland grew 7.7% in April 2007. This was higher than the Australian annual growth of 6.8%. Queensland had the 4th highest growth in retail trade of all states and territories. Western Australia recorded the highest increase (13.0%) (Figure 3).
- Compared with the Australian average, Queensland recorded stronger positive contribution to growth in the industry groups of *Hospitality and services*, *Household goods*, *Other*, *Recreational goods* and *Clothing and soft goods* retailing for the month of April 2007. (Figure 4).
- *Food retailing* had the strongest positive contribution to the growth in retail turnover for Queensland during April 2007 (0.34 of the 0.9 percentage point increase). This accounted for more than half of the increase in Queensland retail trade over the year to April 2007. This was followed by *Household goods* (0.17 of the 0.9 percentage point increase).

Figure 1: Monthly change in retail turnover, April 2005 to April 2007

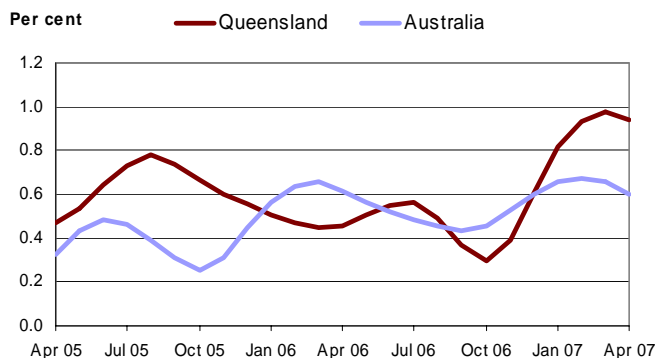


Figure 2: Monthly trend estimates for retail turnover, Queensland, April 2005 to April 2007

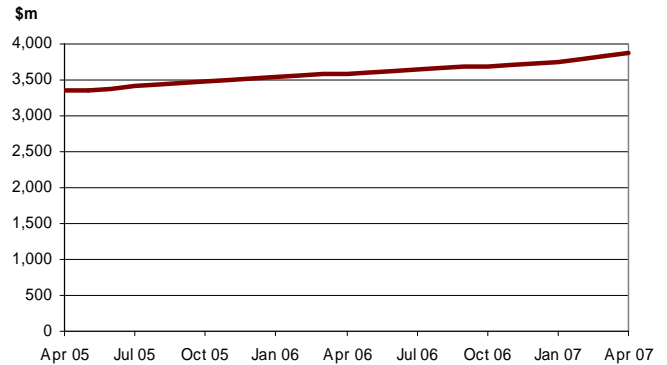


Figure 3: Annual change in retail turnover by state and territory, April 2007

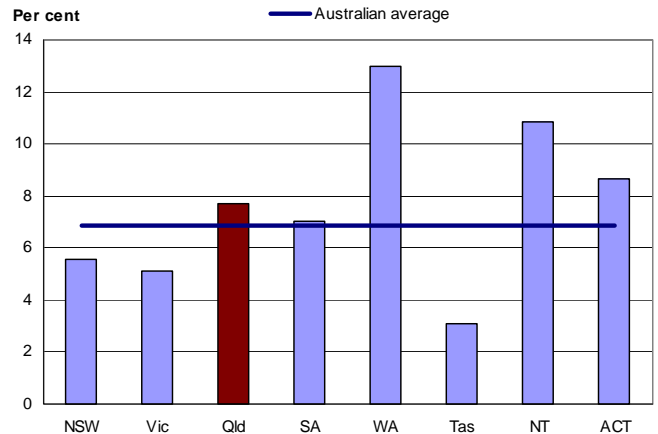
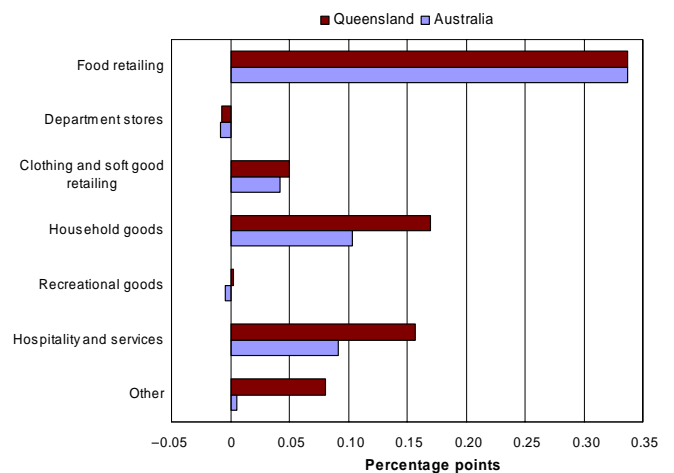


Figure 4: Monthly retail turnover contribution by industry group, April 2007



Note: Commentary on monthly figures are based on nominal values throughout and as such movements are affected by price and quantity changes