



Main Features

Monthly change (trend):

Queensland	↑	1.0%
Australia	↑	0.7%

Annual change (trend):

Queensland	↑	12.1%
Australia	↑	7.8%

Commentary

- The trend estimate of Queensland's retail turnover increased 1.0% in September 2007, higher than the 0.7% rise in Australia (Figure 1).
- The trend value of Queensland retail turnover increased from \$3,498.6 million in September 2005 to \$4,168.4 million in September 2007.
- In *real terms* (which measures the volume of retail turnover, stripping away the effect of price movements), trend retail trade in Queensland was also strong, rising 2.1% in September quarter 2007, well above the 0.8% rise recorded in the rest of Australia.
- In annual terms, the trend estimate of retail turnover in Queensland grew 12.1% in September 2007. This was higher than the Australian annual growth of 7.8%. Queensland had the highest growth in retail trade of all states and territories. Western Australia recorded the second highest increase (9.4%) (Figure 2).
- Compared with the Australian average, Queensland recorded stronger positive contribution to growth in the industry groups *Food retailing*, *Department stores* and *Hospitality and services* for the month of September 2007. (Figure 3).
- *Food retailing* made the strongest positive contribution to the growth in retail turnover for Queensland during September 2007 (0.42 of the 1.0 percentage point increase). This was followed by *Hospitality and services* (0.16 of the 1.0 percentage point increase).

Figure 1: Monthly change in retail turnover, September 2005 to September 2007

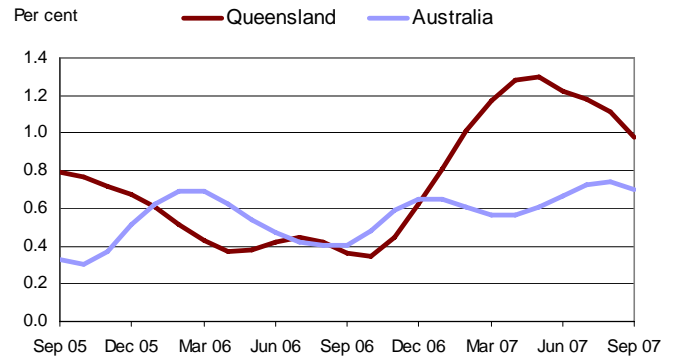


Figure 2: Annual change in retail turnover by state and territory, September 2007

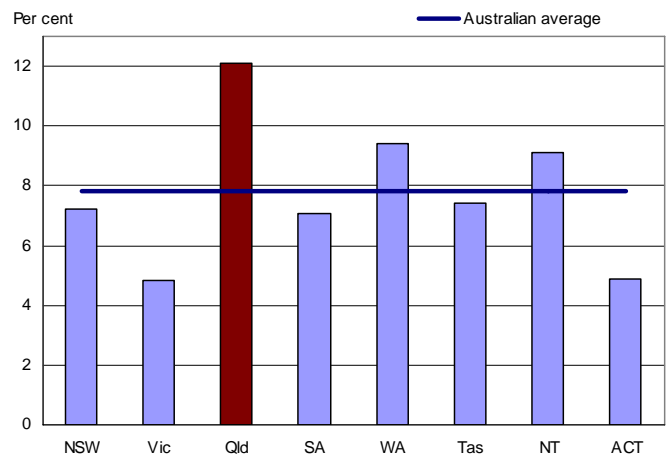
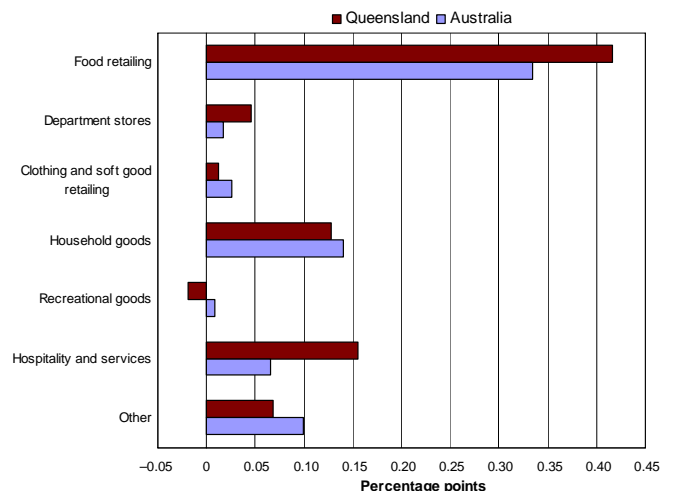


Figure 3: Monthly retail turnover contribution to growth by industry group, September 2007



Note: Commentary on monthly figures is based on nominal values throughout and as such movements are affected by price and quantity changes