

Main Features

Monthly change (trend):

Queensland	↑	0.3%
Australia	↑	0.5%

Annual change (trend):

Queensland	↑	11.3%
Australia	↑	7.9%

Commentary

- The trend estimate of Queensland's retail turnover increased 0.3% in December 2007, less than the 0.5% rise in Australia (Figure 1).
- The trend value of Queensland retail turnover increased from \$3,773.6 million in December 2006 to \$4,198.6 million in December 2007.
- In annual terms, the trend estimate of retail turnover in Queensland grew 11.3% in December 2007. This was well above the 7.9% growth for Australia.
- Queensland recorded the highest annual growth in retail trade of all states and territories. The Northern Territory recorded the second-highest increase (10.9%) (Figure 2).
- Compared with the Australian average, Queensland recorded a stronger positive contribution to growth in the industry groups *Recreational goods* and *Household goods* for the month of December 2007 (Figure 3).
- *Food retailing* made the strongest positive contribution to the growth in retail turnover for Queensland during December 2007 (0.093 of the 0.3 percentage point increase). This was followed by *Recreational goods* (0.086 of the 0.3 percentage point increase) and *Household goods* (0.08 of the 0.3 percentage point increase).

Figure 1: Monthly change in retail turnover, December 2005 to December 2007

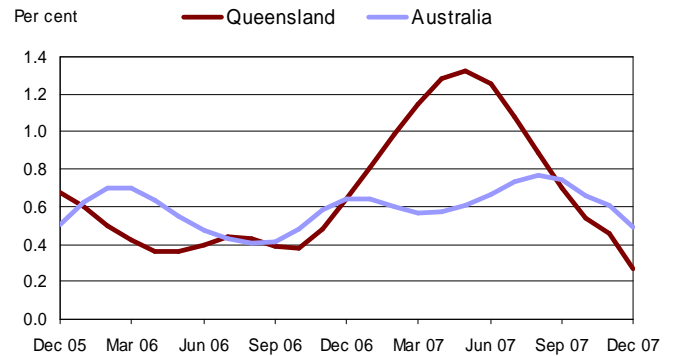


Figure 2: Annual change in retail turnover by state and territory, December 2007

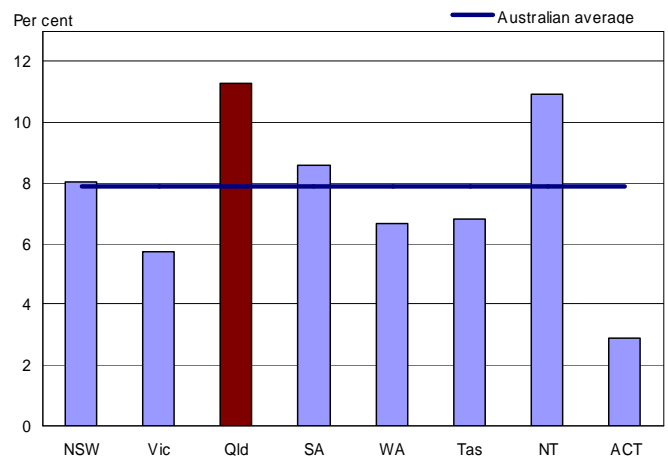
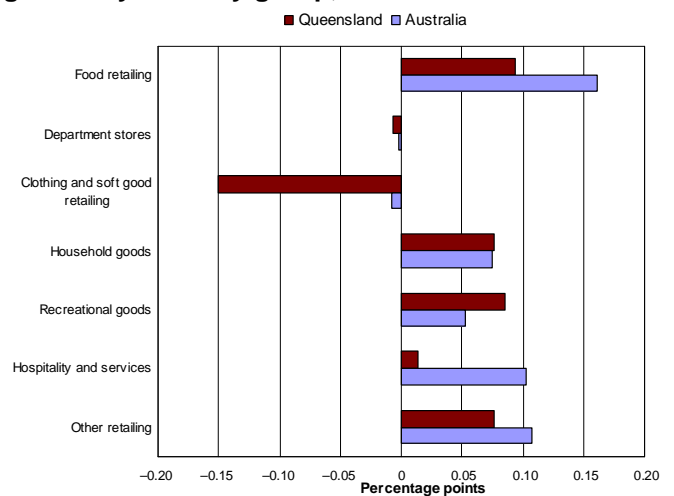


Figure 3: Monthly retail turnover contribution to growth by industry group, December 2007



Note: Commentary on monthly figures is based on nominal values throughout and as such movements are affected by price and quantity changes