

**Main Features**

**Monthly change (trend):**

Queensland	↓	0.1%
Australia	↑	0.4%

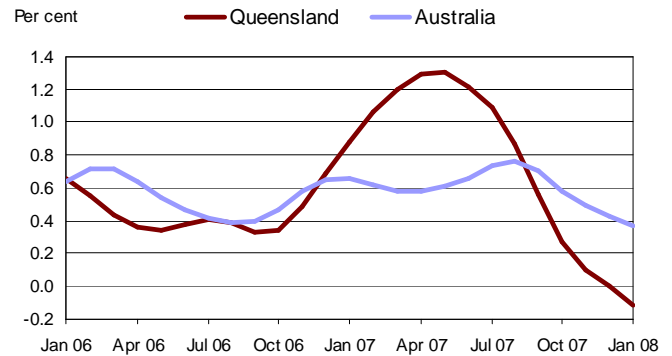
**Annual change (trend):**

Queensland	↑	9.2%
Australia	↑	7.4%

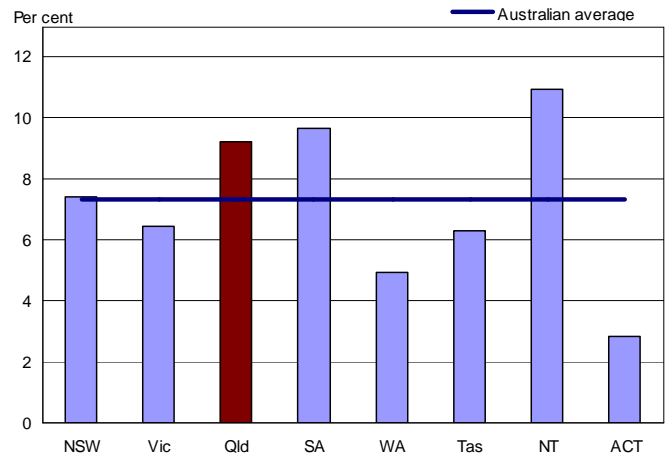
**Commentary**

- The trend estimate of Queensland's retail turnover decreased 0.1% in January 2008, less than the 0.4% rise in Australia (Figure 1).
- The trend value of Queensland retail turnover increased from \$3,804.2 million in January 2007 to \$4,154.9 million in January 2008.
- In annual terms, the trend estimate of retail turnover in Queensland grew 9.2% in January 2008. This was well above the 7.4% growth for Australia.
- Queensland recorded the third-highest annual growth in retail trade of all states and territories. The Northern Territory recorded the highest increase (10.9%) (Figure 2).
- Compared with the Australian average, Queensland recorded a stronger positive contribution to growth in the industry groups *Recreational goods* and *Department Stores* for the month of January 2008 (Figure 3).
- *Recreational goods* made the strongest positive contribution to retail turnover for Queensland during January 2008. This was followed by *Other retailing* and *Food retailing*.
- *Hospitality and services* and *Clothing and soft good retailing* made the strongest negative contribution to growth in retail turnover for Queensland during January 2008.

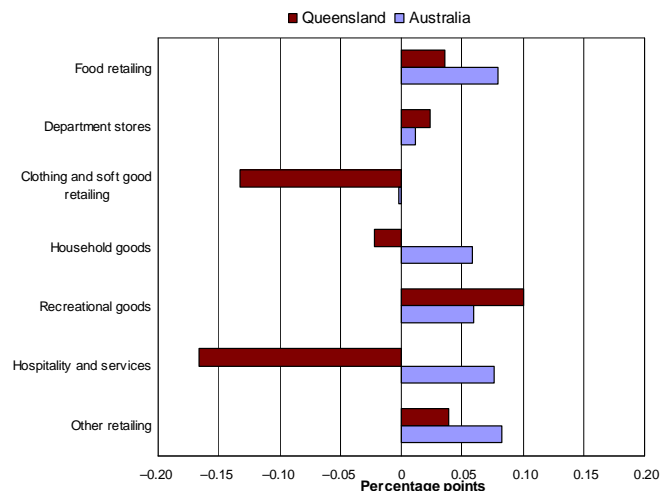
**Figure 1: Monthly change in retail turnover, January 2006 to January 2008**



**Figure 2: Annual change in retail turnover by state and territory, January 2008**



**Figure 3: Monthly retail turnover contribution to growth by industry group, January 2008**



Note: Commentary on monthly figures is based on nominal values throughout and as such movements are affected by price and quantity changes