

Main Features

Monthly change (trend):

Queensland	↓	0.1%
Australia	↑	0.2%

Annual change (trend):

Queensland	↑	7.8%
Australia	↑	6.5%

Commentary

- The trend estimate of Queensland's retail turnover decreased 0.1% in February 2008, less than the 0.2% rise in Australia (Figure 1).
- The trend value of Queensland retail turnover increased from \$3,845.0 million in February 2007 to \$4,146.0 million in February 2008.
- In annual terms, the trend estimate of retail turnover in Queensland grew 7.8% in February 2008. This was above the 6.5% growth for Australia.
- Queensland recorded the third-highest annual growth in retail trade of all states and territories. The Northern Territory recorded the highest increase (11.0%) (Figure 2).
- Compared with the Australian average, Queensland recorded a stronger positive contribution to growth in the industry groups *Food retailing*, *Recreational goods* and *Department stores* for the month of February 2008 (Figure 3).
- *Food retailing* made the strongest positive contribution to retail turnover for Queensland during February 2008. This was followed by *Recreational goods* and *Department stores*.
- *Hospitality and services* and *Household goods* made the strongest negative contribution to growth in retail turnover for Queensland during February 2008.

Figure 1: Monthly change in retail turnover, February 2006 to February 2008

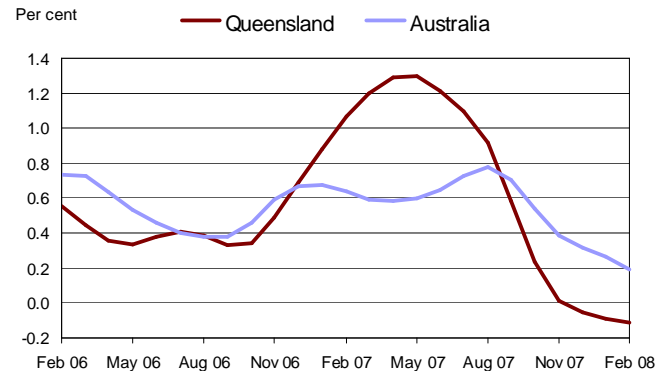


Figure 2: Annual change in retail turnover by state and territory, February 2008

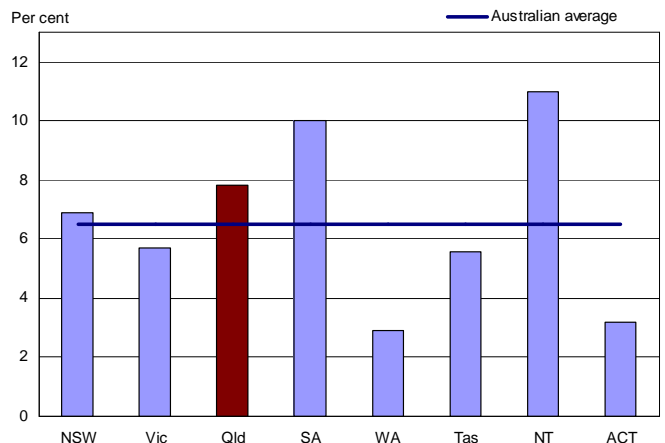
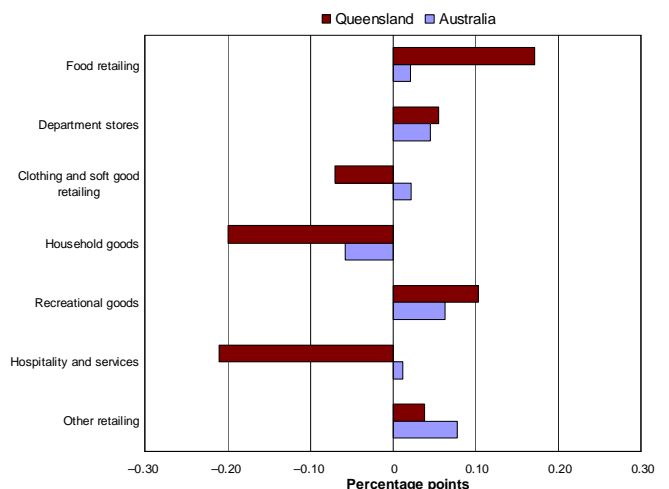


Figure 3: Monthly retail turnover contribution to growth by industry group, February 2008



Note: Commentary on monthly figures is based on nominal values throughout and as such movements are affected by price and quantity changes