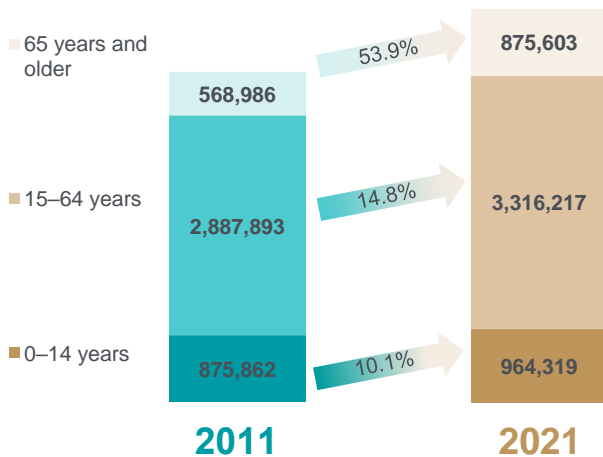


## Changing Queensland: 2011 to 2021

We have **grown** by **19.0%** or **823,399** persons

from **4,332,739** to **5,156,138**

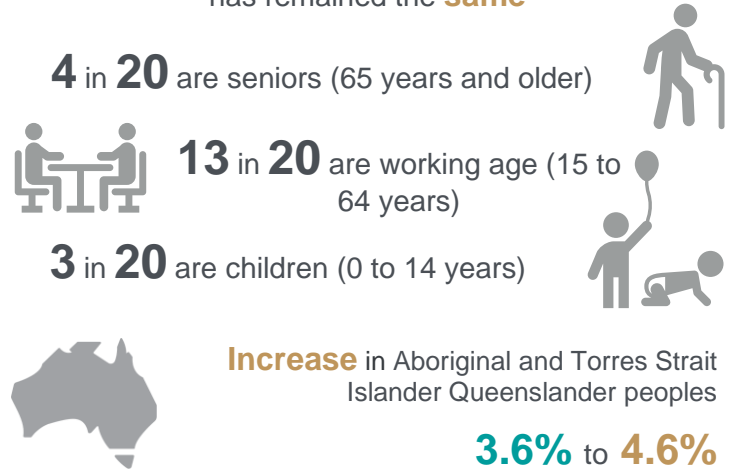
with growth in each broad age group



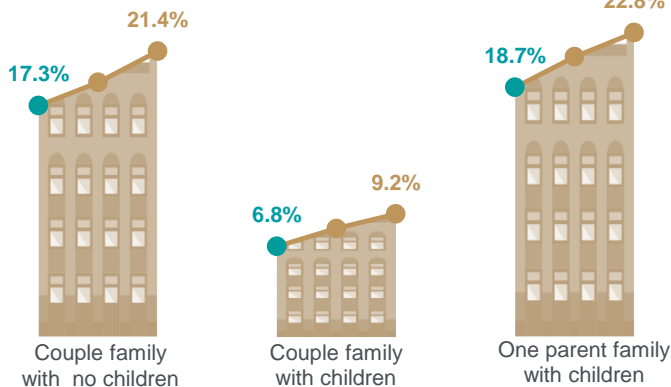
Our median age has **increased**

**36 years** to **38 years**

The share of the population in each age group has remained the **same**



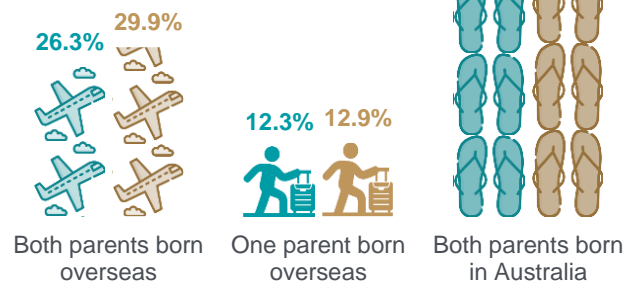
**More** couples and families live in apartments and townhouse-style dwellings



Note: Dwelling counts based on place of enumeration.

**More** Queenslanders have both parents born overseas

**26.3%** to **29.9%**



## Income, housing tenure and costs have changed

Occupied private dwellings have **increased** by **20.8%**

**1,547,303** to **1,869,462**

**Fewer** dwellings are owned outright  
**29.7%** to **29.5%**



**Fewer** dwellings are rented  
**34.0%** to **33.6%**

Median household weekly income is **up** by **35.6%**

**\$1,235** to **\$1,675**



Median monthly mortgage payments are **down** by **6.3%**

**\$1,850** to **\$1,733**



Median weekly rental payments are **up** by **21.7%**

**\$300** to **\$365**

Source: 2021 Census of Population and Housing

Note: All figures are derived from place of usual residence. Not stated responses have been excluded from calculations where possible.