

Queensland and Australia

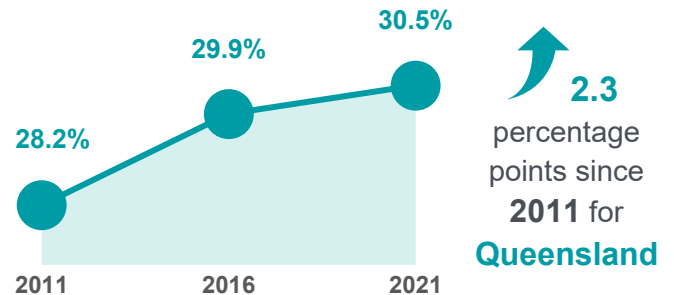
People working **full-time**

55.8% in Queensland and **55.9%** in Australia



People working **part-time**

30.5% in Queensland and **31.2%** in Australia



Median age was


42 years for full-time workers



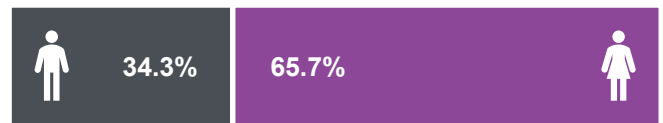
39 years for part-time workers

for both Queensland and Australia

Full-time workers in Queensland more likely to be men



Part-time workers in Queensland more likely to be women



4 in every **10** employed Queenslanders worked **40 hours or more** per week



1 in every **10** employed Queenslanders worked **1–19 hours** per week

Australia had similar levels

Australia had similar levels

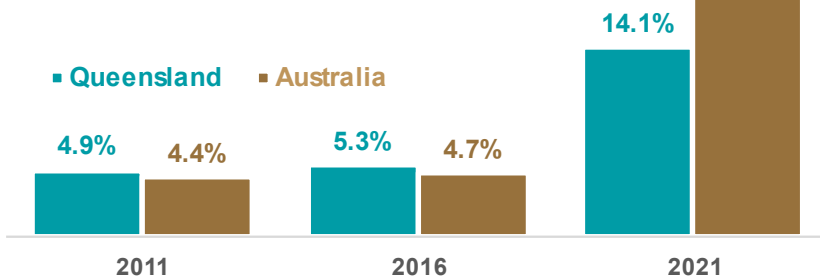


Work from home during COVID-19

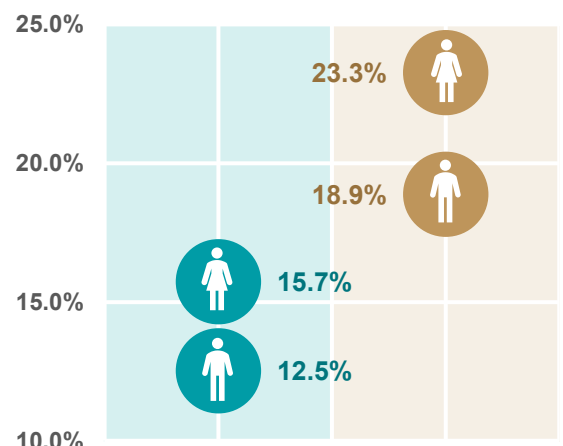
14.1% of workers in Queensland worked at home in August 2021

9.2 percentage points since 2011

Australia had a larger increase



Women were more likely to work from home than men



In Queensland and Australia

Notes: People aged 15 years and over. All figures are derived from place of usual residence. 'Worked full-time' is defined as having worked 35 hours or more in all jobs during the week prior to Census night.

Source: ABS Census of Population and Housing 2021, released 12 October 2022