

Household spending, April 2025

Source: ABS, *Monthly Household Spending Indicator*, released 05 June 2025, 11:30 am (AEST)

Key data

Annual change (seasonally adjusted):

Queensland ↑ 4.7%
Australia ↑ 3.7%

Main findings

Note: Commentary on spending estimates are based on seasonally adjusted nominal values unless otherwise stated.

- The seasonally adjusted value of Queensland's household spending increased 4.7% over the year, from \$15,013.7 million in April 2024 to \$15,712.7 million in April 2025.
- In seasonally adjusted terms, Queensland recorded the second-largest growth in household spending over the year to April 2025 of all states and territories (4.7%). Western Australia recorded the largest growth (7.2%) (Figure 1).
- Seasonally adjusted household spending in Queensland on discretionary items in April 2025 increased 4.8% over the year. Household spending on essential (non-discretionary items) increased 4.4% over the same period (Figure 2).
- In seasonally adjusted terms, 'Recreation and culture' recorded the largest contribution to household spending growth in Queensland over the year to April 2025 (1.22 percentage points). 'Recreation and culture' recorded the largest contribution to household spending growth in Australia over the year (1.07 percentage points) (Figure 3).

Figure 1 Annual change in household spending, April 2025

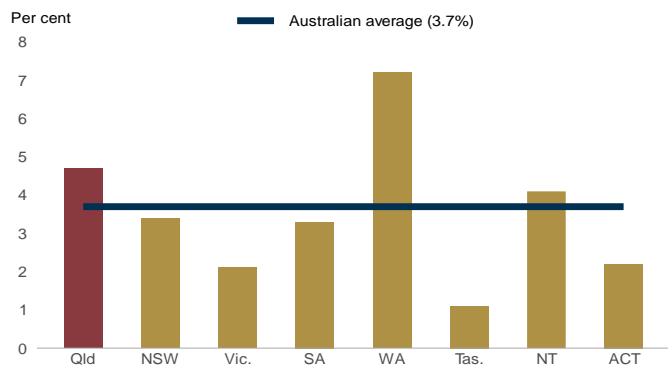


Figure 2 Annual change in discretionary and essential household spending, Queensland

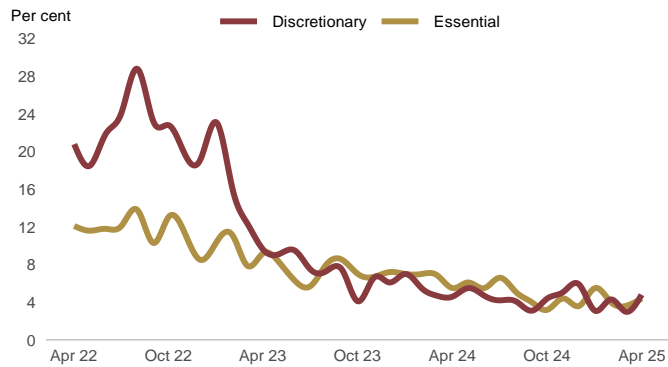
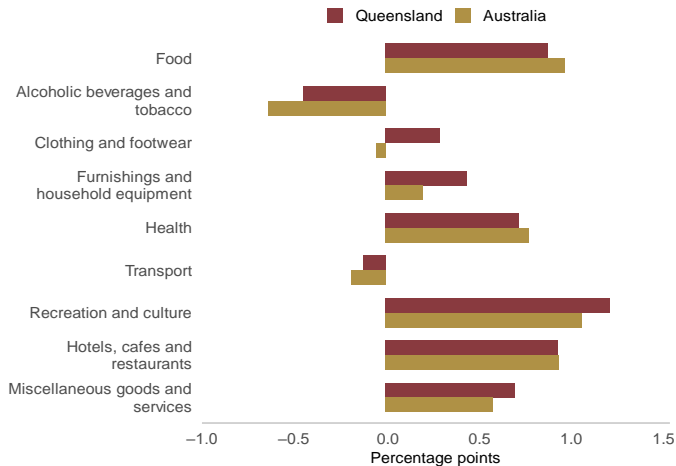


Figure 3 Annual household spending contribution to growth by category, April 2025



<https://creativecommons.org/licenses/by/4.0>

© The State of Queensland
(Queensland Treasury) 2025

