

# Household spending, May 2025

Source: ABS, *Monthly Household Spending Indicator*, released 04 July 2025, 11:30 am (AEST)

## Key data

### Monthly change (seasonally adjusted):

Queensland	↑ 1.0%
Australia	↑ 0.9%

### Annual change (seasonally adjusted):

Queensland	↑ 5.5%
Australia	↑ 4.2%

## Main findings

Note: Commentary on spending estimates are based on seasonally adjusted nominal values unless otherwise stated.

- In seasonally adjusted terms, Queensland's household spending increased 1.0% in May 2025. Australia's household spending increased 0.9% over the month.
- The seasonally adjusted value of Queensland's household spending increased 5.5% over the year, from \$15,084.7 million in May 2024 to \$15,919.4 million in May 2025. Australia's household spending increased 4.2% over the year.
- In seasonally adjusted terms, Queensland recorded the third-largest growth in household spending over the year to May 2025 of all states and territories (5.5%). Northern Territory recorded the largest growth (8.3%) (Figure 1).
- Seasonally adjusted household spending in Queensland on discretionary items in May 2025 increased 5.8% over the year. Household spending on essential (non-discretionary items) increased 5.0% over the same period (Figure 2).
- In seasonally adjusted terms, 'Recreation and culture' recorded the largest contribution to household spending growth in Queensland over the year to May 2025 (1.10 percentage points). 'Health' recorded the largest contribution to household spending growth in Australia over the year (0.94 of a percentage point) (Figure 3).

Figure 1 Annual change in household spending, May 2025

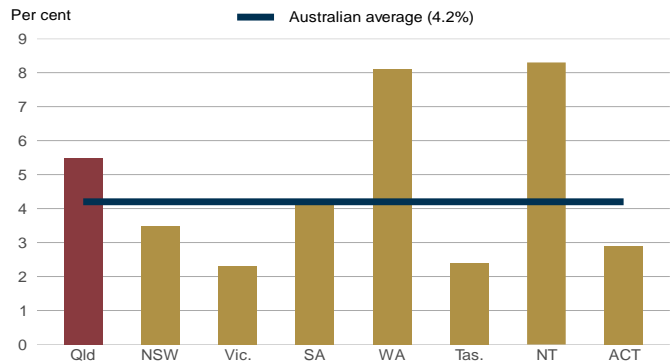


Figure 2 Annual change in discretionary and essential household spending, Queensland

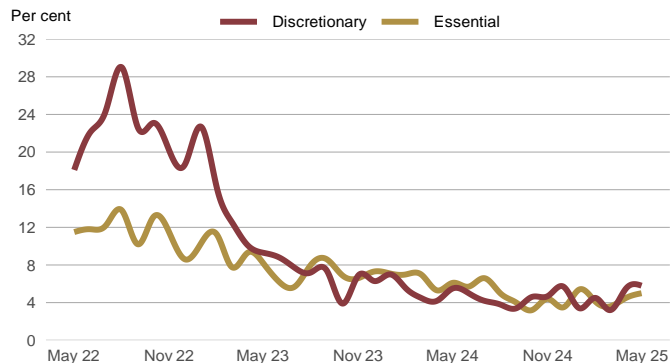
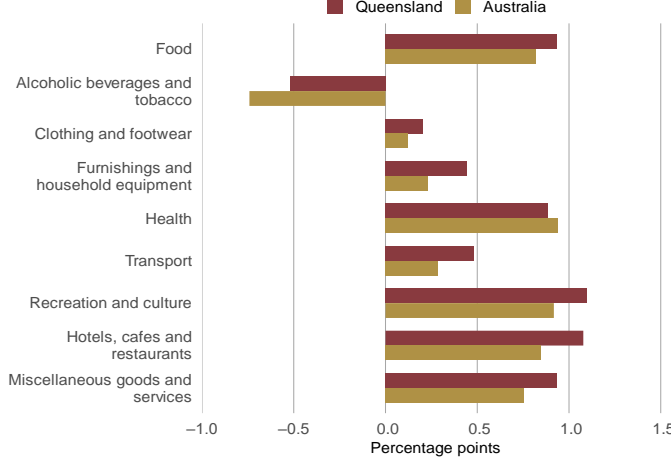


Figure 3 Annual household spending contribution to growth by category, May 2025



<https://creativecommons.org/licenses/by/4.0>

© The State of Queensland  
(Queensland Treasury) 2025

