

Household spending, December 2025

Source: Australian Bureau of Statistics, *Monthly Household Spending Indicator*, released 09 February 2026, 10:30 am (AEST)

Key data

Monthly change (seasonally adjusted):

Queensland.....↑ 0.2%

Australia↓ 0.4%

Annual change (seasonally adjusted):

Queensland.....↑ 6.6%

Australia↑ 5.0%

Main findings

Note: Commentary on spending estimates are based on seasonally adjusted nominal values unless otherwise stated.

- In seasonally adjusted terms, Queensland's household spending increased 0.2% in December 2025. Australia's household spending decreased 0.4% over the month.
- The seasonally adjusted value of Queensland's household spending increased 6.6% over the year, from \$15,389.8 million in December 2024 to \$16,402.1 million in December 2025. Australia's household spending increased 5.0% over the year.
- In seasonally adjusted terms, Queensland recorded the third-largest growth in household spending over the year to December 2025 of all states and territories (6.6%). Northern Territory recorded the largest growth (9.4%) (Figure 1).
- Seasonally adjusted household spending in Queensland on discretionary items in December 2025 increased 6.5% over the year. Household spending on essential (non-discretionary items) increased 6.7% over the same period (Figure 2).
- In seasonally adjusted terms, 'Recreation and culture' recorded the largest contribution to household spending growth in Queensland over the year to December 2025 (1.52 percentage points). 'Recreation and culture' recorded the largest contribution to household spending growth in Australia over the year (1.26 percentage points) (Figure 3).
- In seasonally adjusted volume terms, household spending in Queensland increased 3.4% over the year to December 2025. Australia increased 2.4% over the same period.

Figure 1 Annual change in household spending, December 2025

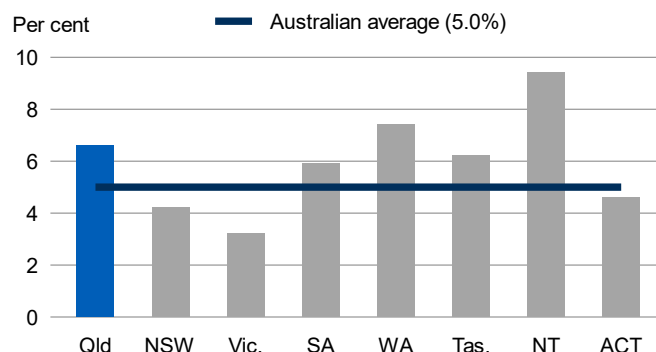


Figure 2 Annual change in discretionary and essential household spending, Queensland

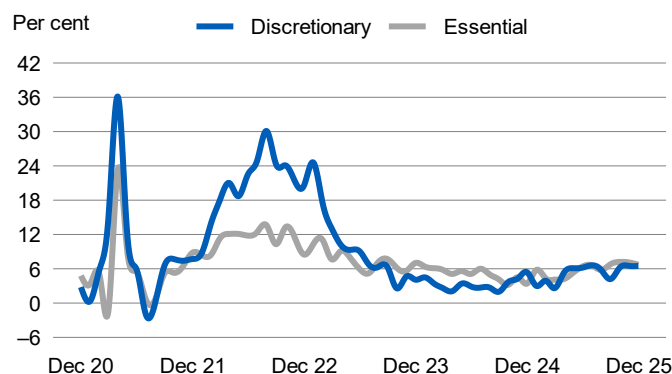
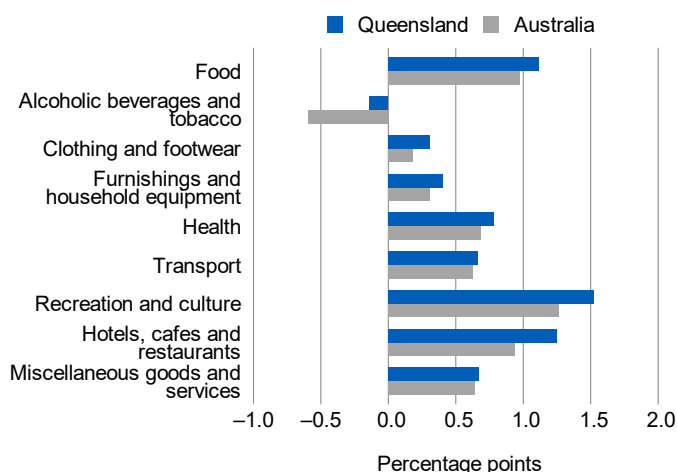


Figure 3 Annual household spending contribution to growth by category, December 2025



<https://creativecommons.org/licenses/by/4.0>

© The State of Queensland
(Queensland Treasury) 2026

