

Population growth, Queensland, March quarter 2021

Source: ABS 3101.0, released 16 September 2021, 11:30 am AEST

Key data

Preliminary estimated resident population (ERP) as at 31 March 2021:

Queensland	5,206,400
Australia	25,704,340
Queensland share of national population	20.3%

Population growth (12 months to 31 March 2021):

Queensland	↑ 0.9%
Australia	↑ 0.1%
Queensland share of national growth ^(a)	123.1%

Main findings

Population statistics are impacted by the COVID-19 pandemic and the resulting Australian Government closure of the international border from March 2020.

- Queensland's preliminary ERP at 31 March 2021 was 5,206,400 persons (20.3% of the Australian population). This reflects an increase of 43,933 persons over the 12 months, and 13,131 persons since 31 December 2020 (Figure 1).
- Queensland recorded a population growth rate of 0.9% in the 12 months to 31 March 2021, above the national average (0.1%) and the highest of all state and territories. (Figure 2).
- Net interstate migration made the largest contribution to population growth in Queensland in the 12 months to 31 March 2021 (70.1%) followed by natural increase (66.3%) and net overseas migration (-36.4%) (Table 1).
- In the 12 months to 31 March 2021, natural increase (births minus deaths) was 29,147 persons, an increase from the 28,137 persons recorded during the 12 months to 31 December 2020.
- The COVID-19 pandemic and the resulting closure of the international borders have impacted net overseas migration. Net overseas migration to Queensland in the 12 months to 31 March 2021 detracted 15,999 persons from Queensland's population. Net overseas migration for March quarter 2021 detracted 2,187 persons from Queensland's population, compared with a contribution of 12,468 persons in March quarter 2020.
- Net interstate migration contributed 30,785 persons to population change in Queensland over the 12 months to 31 March 2021, an increase from the 30,018 persons recorded during the 12 months to 31 December 2020.

Table 1 Components of population increase, Queensland

	12 months to 31 Mar 2021	Share of growth
	persons	%
Natural increase	29,147	66.3
Net overseas migration	-15,999	-36.4
Net interstate migration	30,785	70.1
Total	43,933	100.0

Figure 1 Annual population increase by components of population change, Queensland

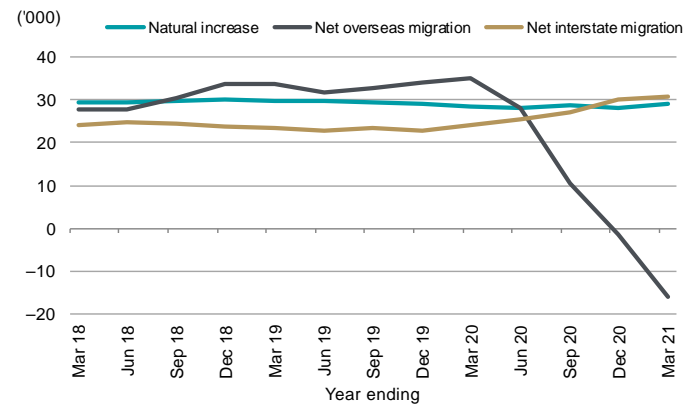


Figure 2 Population growth rate, Australia and states and territories, year ending 31 March 2021

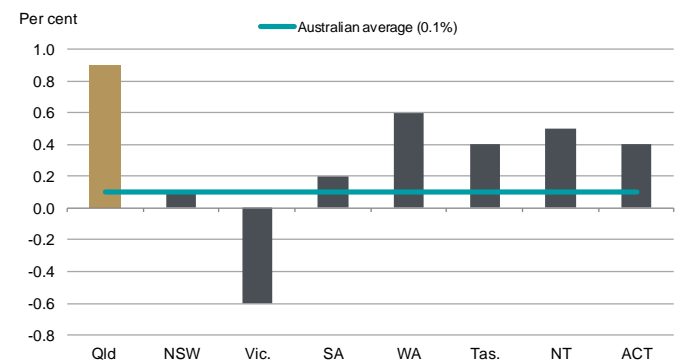
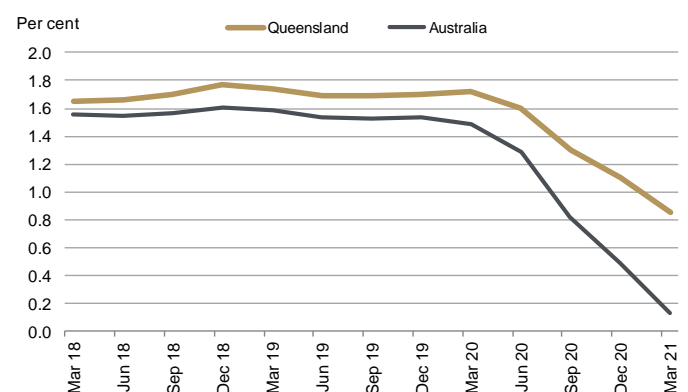


Figure 3 Annual population growth rate, Queensland and Australia



(a) A percentage greater than 100% indicates that Queensland's growth was greater than Australia's growth.