

# Population growth, Queensland, December quarter 2024

Source: ABS, *National, state and territory population*, released 19 June 2025, 11:30 am (AEST)

## Key data

### Preliminary estimated resident population (ERP) as at 31 December 2024:

Queensland	5,618,765
Australia	27,400,013
Queensland share of national population	20.5%

### Population growth (12 months to 31 December 2024):

Queensland	↑ 1.9%
Australia	↑ 1.7%
Queensland share of national growth	23.0%

## Main findings

Population statistics are impacted by the COVID-19 pandemic and the resulting Australian Government closure of the international border from March 2020.

The ABS is assessing the impact of changed traveller behaviour on overseas migration estimates, which is likely to result in more frequent revisions to preliminary overseas migration estimates to reflect the most timely data available.

- Queensland's preliminary ERP at 31 December 2024 was 5,618,765 persons (20.5% of the Australian population). This reflects an increase of 102,756 persons over the 12 months, and 23,670 persons since 30 September 2024 (Figure 1).
- Queensland recorded a population growth rate of 1.9% in the 12 months to 31 December 2024, above the national average (1.7%) and below Western Australia (2.4%) (Figure 2).
- Net overseas migration made the largest contribution to population growth in Queensland in the 12 months to 31 December 2024 (55.4%) followed by net interstate migration (25.2%) and natural increase (19.4%) (Table 1).
- In the 12 months to 31 December 2024, Queensland's natural increase (births minus deaths) was 19,939 persons, an increase from the 19,737 persons recorded during the 12 months to 30 September 2024.
- Net overseas migration to Queensland in the 12 months to 31 December 2024 was 56,877 persons. This was lower than the level recorded during the 12 month period to 30 September 2024 (61,776 persons).
- Net interstate migration contributed 25,940 persons to population change in Queensland over the 12 months to 31 December 2024, a decrease from the 27,344 persons recorded during the 12 months to 30 September 2024.

Table 1 Components of population increase, Queensland

	12 months to 31 Dec 24	Share of growth
	persons	%
Natural increase	19,939	19.4
Net overseas migration	56,877	55.4
Net interstate migration	25,940	25.2
Total	102,756	100.0

Figure 1 Population increase by components of population change, Queensland, year ending

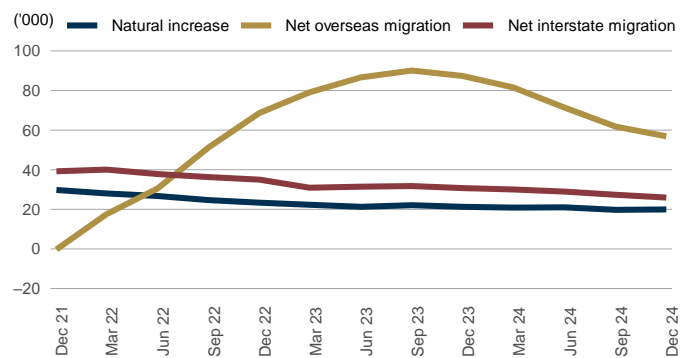


Figure 2 Population growth rate, Australia and states and territories, year ending 31 December 2024

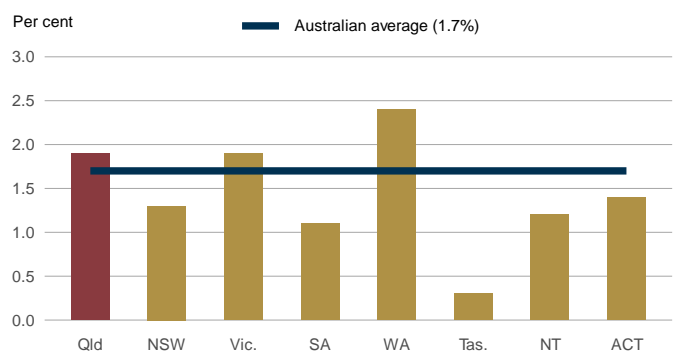
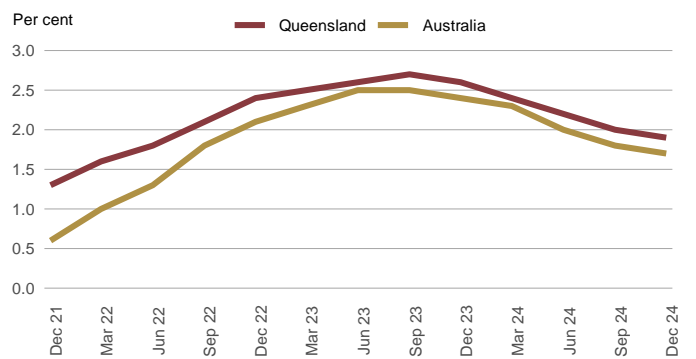


Figure 3 Population growth rate, Queensland and Australia, year ending



<https://creativecommons.org/licenses/by/4.0>

© The State of Queensland  
(Queensland Treasury) 2025

