

Population growth, Queensland, March quarter 2025

Source: ABS, *National, state and territory population*, released 18 September 2025, 11:30 am (AEST)

Key data

Preliminary estimated resident population (ERP) as at 31 March 2025:

Queensland	5,647,468
Australia	27,536,874
Queensland share of national population	20.5%

Population growth (12 months to 31 March 2025):

Queensland	↑ 1.8%
Australia	↑ 1.6%
Queensland share of national growth	23.3%

Main findings

Population statistics are impacted by the COVID-19 pandemic and the resulting Australian Government closure of the international border from March 2020.

The ABS is assessing the impact of changed traveller behaviour on overseas migration estimates, which is likely to result in more frequent revisions to preliminary overseas migration estimates to reflect the most timely data available.

- Queensland's preliminary ERP at 31 March 2025 was 5,647,468 persons (20.5% of the Australian population). This reflects an increase of 98,636 persons over the 12 months, and 28,409 persons since 31 December 2024 (Figure 1).
- Queensland recorded a population growth rate of 1.8% in the 12 months to 31 March 2025, above the national average (1.6%) and below Western Australia (2.3%) (Figure 2).
- Net overseas migration made the largest contribution to population growth in Queensland in the 12 months to 31 March 2025 (55.3%) followed by net interstate migration (24.3%) and natural increase (20.4%) (Table 1).
- In the 12 months to 31 March 2025, Queensland's natural increase (births minus deaths) was 20,086 persons, an increase from the 19,434 persons recorded during the 12 months to 31 December 2024.
- Net overseas migration to Queensland in the 12 months to 31 March 2025 was 54,535 persons. This was lower than the level recorded during the 12 month period to 31 December 2024 (57,209 persons).
- Net interstate migration contributed 24,015 persons to population change in Queensland over the 12 months to 31 March 2025, a decrease from the 25,940 persons recorded during the 12 months to 31 December 2024.

Table 1 Components of population increase, Queensland

	12 months to 31 Mar 25	Share of growth
	persons	%
Natural increase	20,086	20.4
Net overseas migration	54,535	55.3
Net interstate migration	24,015	24.3
Total	98,636	100.0

Figure 1 Population increase by components of population change, Queensland, year ending

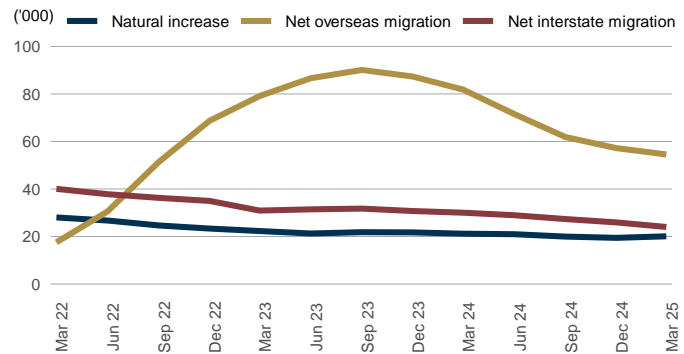


Figure 2 Population growth rate, Australia and states and territories, year ending 31 March 2025

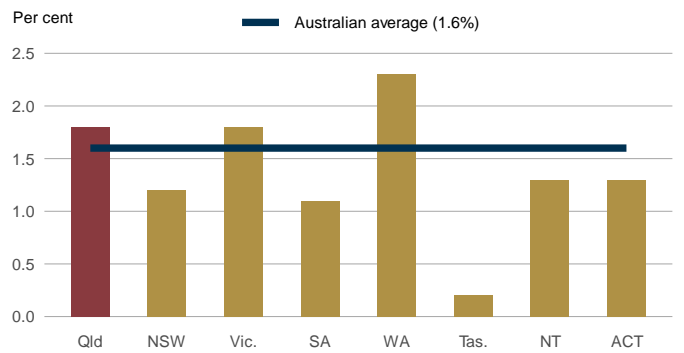
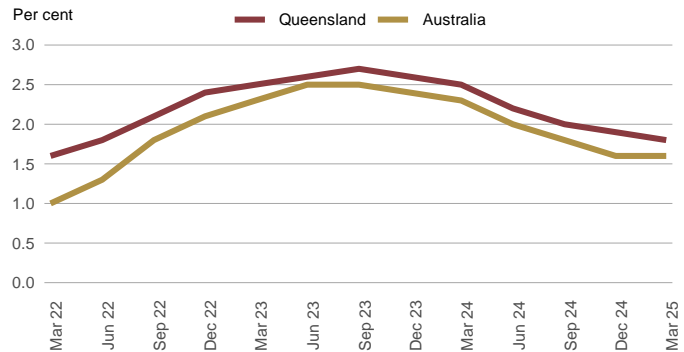


Figure 3 Population growth rate, Queensland and Australia, year ending



<https://creativecommons.org/licenses/by/4.0>

© The State of Queensland
(Queensland Treasury) 2025

