

# Population growth Queensland, June quarter 2025

Source: Australian Bureau of Statistics, *National, state and territory population*, released 18 December 2025, 10:30 am (AEST)

## Key data

Preliminary ERP as at 30 Jun 25:

Queensland..... 5,669,834

Australia ..... 27,614,411

Queensland share of national population .... 20.5%

Annual population growth to 30 Jun 25:

Queensland..... ↑ 1.8%

Australia ..... ↑ 1.5%

Queensland share of national growth ..... 23.3%

## Main findings

Population statistics are impacted by the COVID-19 pandemic and the resulting Australian Government closure of the international border from March 2020.

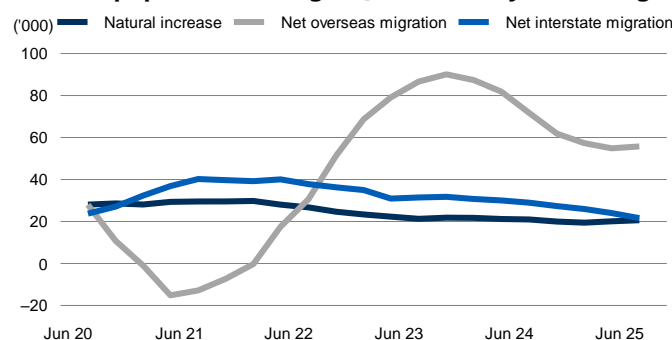
ERP = estimated resident population.

- Queensland's preliminary ERP at 30 June 2025 was 5,669,834 persons (20.5% of the Australian population). This reflects an increase of 97,944 persons over the 12 months, and 22,050 persons since 31 March 2025 (Figure 1).
- Queensland recorded a population growth rate of 1.8% in the 12 months to 30 June 2025, above the national average (1.5%) and below Western Australia (2.2%) (Figure 2).
- Net overseas migration made the largest contribution to population growth in Queensland in the 12 months to 30 June 2025 (56.9%) (Table 1).
- In the 12 months to 30 June 2025, Queensland's natural increase (births minus deaths) was 20,606 persons, an increase from the 20,086 persons recorded during the 12 months to 31 March 2025.
- Net overseas migration to Queensland in the 12 months to 30 June 2025 was 55,743 persons. This was higher than the level recorded during the 12 month period to 31 March 2025 (54,851 persons).
- Net interstate migration contributed 21,595 persons to population change in Queensland over the 12 months to 30 June 2025, a decrease from the 24,015 persons recorded during the 12 months to 31 March 2025.

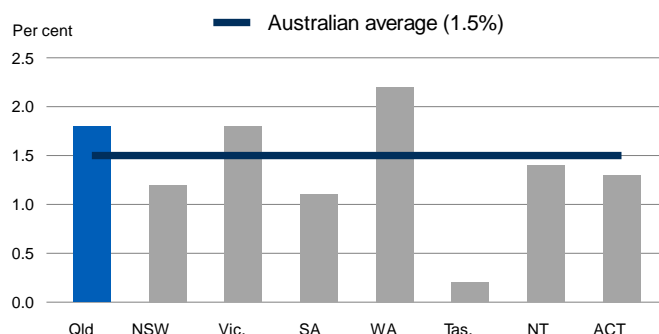
**Table 1 Components of population increase, Queensland**

	12 months to 30 Jun 25	Share of growth
	persons	%
Natural increase	20,606	21.0
Net overseas migration	55,743	56.9
Net interstate migration	21,595	22.0
<b>Total</b>	<b>97,944</b>	<b>100.0</b>

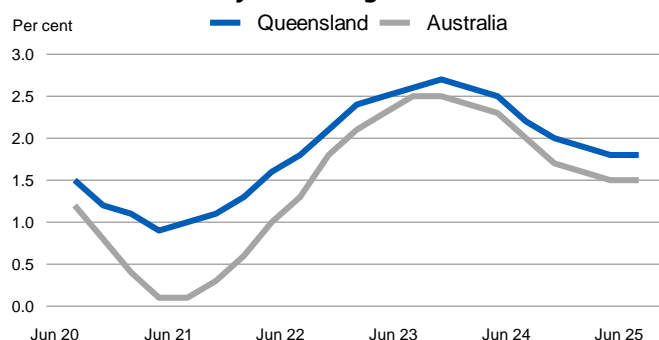
**Figure 1 Population increase by components of population change, Queensland, year ending**



**Figure 2 Population growth rate, Australia and states and territories, year ending 30 Jun 25**



**Figure 3 Population growth rate, Queensland and Australia, year ending**



<https://creativecommons.org/licenses/by/4.0>

© The State of Queensland  
(Queensland Treasury) 2025

