

Population growth Queensland, December quarter 2025

Source: Australian Bureau of Statistics, *National, state and territory population*, released 18 June 2026, 11:30 am (AEST)

Key data

Preliminary ERP as at 31 Dec 25:

Queensland..... 5,712,124

Australia 27,801,023

Queensland share of national population20.5%

Annual population growth to 31 Dec 25:

Queensland.....↑ 1.6%

Australia↑ 1.5%

Queensland share of national growth22.3%

Main findings

Population statistics are impacted by the COVID-19 pandemic and the resulting Australian Government closure of the international border from March 2020.

ERP = estimated resident population.

- Queensland's preliminary ERP at 31 December 2025 was 5,712,124 persons (20.5% of the Australian population). This reflects an increase of 92,162 persons over the 12 months, and 19,464 persons since 30 September 2025 (Figure 1).
- Queensland recorded a population growth rate of 1.6% in the 12 months to 31 December 2025, above the national average (1.5%) and below Western Australia (2.2%) (Figure 2).
- Net overseas migration made the largest contribution to population growth in Queensland in the 12 months to 31 December 2025 (59.2%) (Table 1).
- In the 12 months to 31 December 2025, Queensland's natural increase (births minus deaths) was 21,030 persons, a decrease from the 21,187 persons recorded during the 12 months to 30 September 2025.
- Net overseas migration to Queensland in the 12 months to 31 December 2025 was 54,604 persons. This was lower than the level recorded during the 12 month period to 30 September 2025 (56,720 persons).
- Net interstate migration contributed 16,528 persons to population change in Queensland over the 12 months to 31 December 2025, a decrease from the 19,350 persons recorded during the 12 months to 30 September 2025.

Table 1 Components of population increase, Queensland

	12 months to 31 Dec 25	Share of growth
	persons	%
Natural increase	21,030	22.8
Net overseas migration	54,604	59.2
Net interstate migration	16,528	17.9
Total	92,162	100.0

Figure 1 Population increase by components of population change, Queensland, year ending

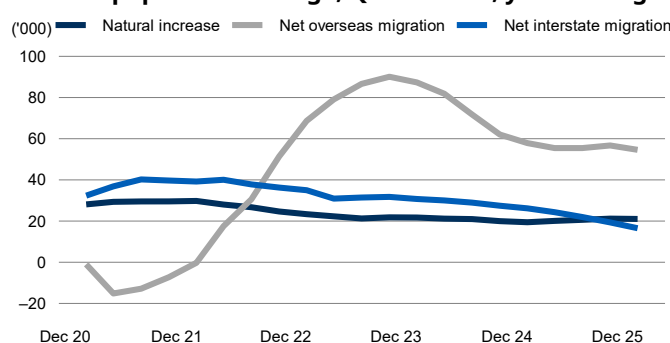


Figure 2 Population growth rate, Australia and states and territories, year ending 31 Dec 25

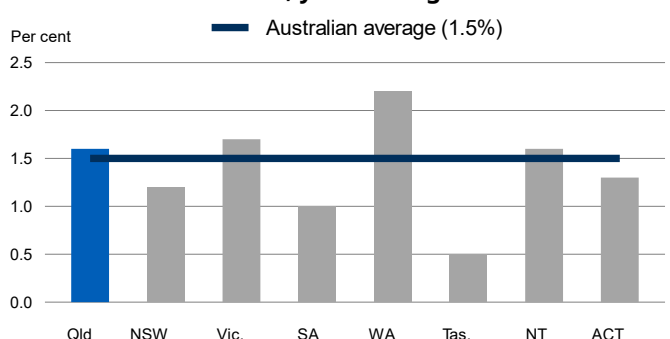
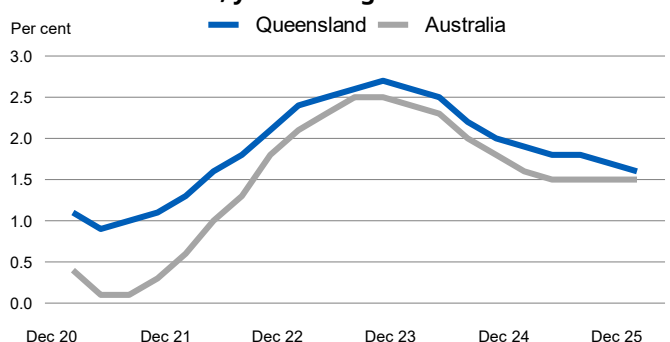


Figure 3 Population growth rate, Queensland and Australia, year ending



<https://creativecommons.org/licenses/by/4.0>

© The State of Queensland (Queensland Treasury) 2026

